

# NEXTERA ENERGY INC. FUTURE (FPLF) - EUX/202612

2024/09/18 18:40:47

Price  
**87.2099** USD

Difference  0.59% (0.51)

### General attributes

Symbol	FPLFZ26
Exchange	Eurex
Currency	USD
Security type	Future
Underlying	NEXTERA ENERGY INC.
Maturity	12-2026
Contract size	100

### Market data

Bid (Bid size)	- USD (-)
Ask (Ask size)	- USD (-)
Open	87.2099 USD
High	87.2099 USD
Low	87.2099 USD
Close (prev. day)	86.6995 USD
Underlying	NEXTERA ENERGY INC.
Underlying price (date)	84.35 (24/09/18)
Settlement price (date)	87.21 (24/09/18)
Open Interest	0

### Performance and Risk

	6m	1y	3y
Perf (%)	+42.25%	-	-
Perf (abs.)	+25.75	-	-
Beta	-	-	-
Volatility	25.76	-	-

### Futures and Options

Related Futures	-
Related Options	-












Information about previous performance does not guarantee future performance.  
Source: FactSet

### Price data

Ø price 5 days   Ø volume 5 days (pcs.)	86.2064 USD (0)
Ø price 30 days   Ø volume 30 days (pcs.)	82.3733 USD (0)
Ø price 100 days   Ø volume 100 days (pcs.)	78.8600 USD (0)
Ø price 250 days   Ø volume 250 days (pcs.)	- USD (-)
YTD High   date	87.5810 USD (2024/09/16)
YTD Low   date	55.6899 USD (2024/03/04)
52 Weeks High   date	- USD (-)
52 Weeks Low   date	- USD (-)

### Recent Research

on underlying	on sector	on market	
Date		Headline	Download
2024/09/11		Global Equity Ratings	
2024/09/11		Aktienempfehlungen Global	
2024/09/05		Global Equity Ratings	
2024/09/05		Aktienempfehlungen Global	
2024/08/12		Global Equity Ratings	