

NEXTERA ENERGY INC. FUTURE (FPLF) - EUX/202612

2024/08/15 18:48:02

Price
79.6172 USD

Difference  **-0.59% (-0.48)**

General attributes

Symbol	FPLFZ26
Exchange	Eurex
Currency	USD
Security type	Future
Underlying	NEXTERA ENERGY INC.
Maturity	12-2026
Contract size	100

Market data

Bid (Bid size)	- USD (-)
Ask (Ask size)	- USD (-)
Open	79.6172 USD
High	79.6172 USD
Low	79.6172 USD
Close (prev. day)	80.0923 USD
Underlying	NEXTERA ENERGY INC.
Underlying price (date)	78.02 (24/08/16)
Settlement price (date)	79.62 (24/08/15)
Open Interest	0

Performance and Risk

	6m	1y	3y
Perf (%)	+35.13%	-	-
Perf (abs.)	+20.70	-	-
Beta	-	-	-
Volatility	28.72	-	-

Futures and Options

Related Futures	-
Related Options	-

5y












Information about previous performance does not guarantee future performance.
Source: FactSet

Price data

Ø price 5 days Ø volume 5 days (pcs.)	79.7040 USD (0)
Ø price 30 days Ø volume 30 days (pcs.)	77.4851 USD (0)
Ø price 100 days Ø volume 100 days (pcs.)	75.1337 USD (0)
Ø price 250 days Ø volume 250 days (pcs.)	- USD (-)
YTD High date	83.5875 USD (2024/06/03)
YTD Low date	55.6899 USD (2024/03/04)
52 Weeks High date	- USD (-)
52 Weeks Low date	- USD (-)

Recent Research

on underlying	on sector	on market	
Date		Headline	Download
2024/08/12		Global Equity Ratings	
2024/08/12		Aktienempfehlungen Global	
2024/07/24		Global Equity Ratings	
2024/07/24		Aktienempfehlungen Global	
2024/07/15		Aktienempfehlungen Global	