

NEXTERA ENERGY INC. FUTURE (FPLF) - EUX/202612

2024/07/15 18:41:08

Price
74.8989 USD

Difference  **-6.01% (-4.79)**

General attributes

Symbol	FPLFZ26
Exchange	Eurex
Currency	USD
Security type	Future
Underlying	NEXTERA ENERGY INC.
Maturity	12-2026
Contract size	100

Market data

Bid (Bid size)	- USD (-)
Ask (Ask size)	- USD (-)
Open	74.8989 USD
High	74.8989 USD
Low	74.8989 USD
Close (prev. day)	79.689 USD
Underlying	NEXTERA ENERGY INC.
Underlying price (date)	71.89 (24/07/16)
Settlement price (date)	74.90 (24/07/15)
Open Interest	0

Performance and Risk

	6m	1y	3y
Perf (%)	+18.36%	-	-
Perf (abs.)	+11.62	-	-
Beta	-	-	-
Volatility	30.11	-	-

Futures and Options

Related Futures	-
Related Options	-

5y












Information about previous performance does not guarantee future performance.
Source: FactSet

Price data

Ø price 5 days Ø volume 5 days (pcs.)	76.6766 USD (0)
Ø price 30 days Ø volume 30 days (pcs.)	76.6122 USD (0)
Ø price 100 days Ø volume 100 days (pcs.)	70.9197 USD (0)
Ø price 250 days Ø volume 250 days (pcs.)	- USD (-)
YTD High date	83.5875 USD (2024/06/03)
YTD Low date	55.6899 USD (2024/03/04)
52 Weeks High date	- USD (-)
52 Weeks Low date	- USD (-)

Recent Research

on underlying	on sector	on market	
Date		Headline	Download
2024/07/15		Aktienempfehlungen Global	
2024/07/12		Global Equity Ratings	
2024/06/21		Global Equity Ratings	
2024/06/21		Aktienempfehlungen Global	
2024/06/14		Global Equity Ratings	