

# CISCO SYSTEMS INC. FUTURE (CSCF) - EUX/202612

2024/05/31 18:42:38

**Price**  
**48.0543** USD  
**Difference**  **-0.79% (-0.38)**

**General attributes**

**Symbol** CSCFZ26  
**Exchange** Eurex  
**Currency** USD  
**Security type** Future  
**Underlying** CISCO SYSTEMS INC  
**Maturity** 12-2026  
**Contract size** 100

**Market data**

**Bid (Bid size)** - USD (-)  
**Ask (Ask size)** - USD (-)  
**Open** 48.0543 USD  
**High** 48.0543 USD  
**Low** 48.0543 USD  
**Close (prev. day)** 48.438 USD  
**Underlying** CISCO SYSTEMS INC  
**Underlying price (date)** 46.50 (24/05/31)  
**Settlement price (date)** 48.05 (24/05/31)  
**Open Interest** 0

**Performance and Risk**

	6m	1y	3y
Perf (%)	-7.37%	-	-
Perf (abs.)	-3.82	-	-
Beta	-	-	-
Volatility	16.16	-	-

**Futures and Options**

**Related Futures** -  
**Related Options** -












Information about previous performance does not guarantee future performance.  
 Source: FactSet

**Price data**

Ø price 5 days   Ø volume 5 days (pcs.)	48.5115 USD (0)
Ø price 30 days   Ø volume 30 days (pcs.)	49.8426 USD (0)
Ø price 100 days   Ø volume 100 days (pcs.)	51.2138 USD (0)
Ø price 250 days   Ø volume 250 days (pcs.)	- USD (-)
YTD High   date	54.7252 USD (2024/01/26)
YTD Low   date	48.0543 USD (2024/05/31)
52 Weeks High   date	- USD (-)
52 Weeks Low   date	- USD (-)

**Recent Research**

on underlying	on sector	on market	
<b>Date</b>		<b>Headline</b>	<b>Download</b>
2024/05/29		Global Equity Ratings	
2024/05/29		Aktienempfehlungen Global	
2024/04/26		Global Equity Ratings	
2024/04/26		Aktienempfehlungen Global	
2024/04/03		Global Equity Ratings	