

CISCO SYSTEMS INC. FUTURE (CSCF) - EUX/202612

2024/05/16 18:30:35

Price
50.8253 USD
Difference  **-1.47% (-0.76)**

General attributes

Symbol CSCFZ26
Exchange Eurex
Currency USD
Security type Future
Underlying CISCO SYSTEMS INC
Maturity 12-2026
Contract size 100

Market data

Bid (Bid size) - USD (-)
Ask (Ask size) - USD (-)
Open 50.8253 USD
High 50.8253 USD
Low 50.8253 USD
Close (prev. day) 51.5817 USD
Underlying CISCO SYSTEMS INC
Underlying price (date) 48.325 (24/05/16)
Settlement price (date) 50.83 (24/05/16)
Open Interest 0

Performance and Risk

	6m	1y	3y
Perf (%)	-	-	-
Perf (abs.)	-	-	-
Beta	-	-	-
Volatility	-	-	-

Futures and Options

Related Futures -
Related Options -












Information about previous performance does not guarantee future performance.
 Source: FactSet

Price data

Ø price 5 days Ø volume 5 days (pcs.)	50.8682 USD (0)
Ø price 30 days Ø volume 30 days (pcs.)	50.6797 USD (0)
Ø price 100 days Ø volume 100 days (pcs.)	51.5647 USD (0)
Ø price 250 days Ø volume 250 days (pcs.)	- USD (-)
YTD High date	54.7252 USD (2024/01/26)
YTD Low date	49.0161 USD (2024/05/02)
52 Weeks High date	- USD (-)
52 Weeks Low date	- USD (-)

Recent Research

on underlying on sector on market			
Date		Headline	Download
2024/04/26		Global Equity Ratings	
2024/04/26		Aktienempfehlungen Global	
2024/04/03		Global Equity Ratings	
2024/04/03		Aktienempfehlungen Global	
2024/03/13		Global Equity Ratings	