


# CISCO SYSTEMS INC. FUTURE (CSCF) - EUX/202612

2024/04/30 18:39:06

**Price**  
**49.6639** USD

**Difference**  **-1.56% (-0.79)**

**General attributes**

Symbol: CSCFZ26  
 Exchange: Eurex  
 Currency: USD  
 Security type: Future  
 Underlying: CISCO SYSTEMS INC  
 Maturity: 12-2026  
 Contract size: 100

**Market data**

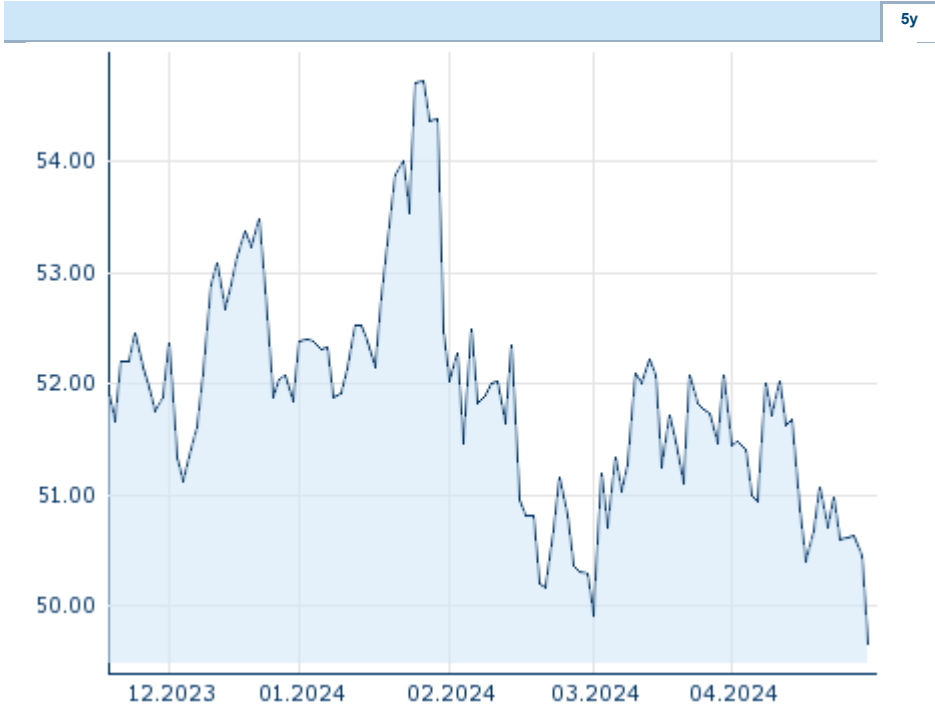
Bid (Bid size): - USD (-)  
 Ask (Ask size): - USD (-)  
 Open: 49.6639 USD  
 High: 49.6639 USD  
 Low: 49.6639 USD  
 Close (prev. day): 50.4532 USD  
 Underlying: CISCO SYSTEMS INC  
 Underlying price (date): 46.84 (24/05/01)  
 Settlement price (date): 49.66 (24/04/30)  
 Open Interest: 0

**Performance and Risk**

	6m	1y	3y
Perf (%)	-	-	-
Perf (abs.)	-	-	-
Beta	-	-	-
Volatility	-	-	-

**Futures and Options**

Related Futures: -  
 Related Options: -












Information about previous performance does not guarantee future performance.  
 Source: FactSet

**Price data**

Ø price 5 days | Ø volume 5 days (pcs.): 50.3931 USD (0)  
 Ø price 30 days | Ø volume 30 days (pcs.): 51.2420 USD (0)  
 Ø price 100 days | Ø volume 100 days (pcs.): 51.8500 USD (0)  
 Ø price 250 days | Ø volume 250 days (pcs.): - USD (-)  
 YTD High | date: 54.7252 USD (2024/01/26)  
 YTD Low | date: 49.6639 USD (2024/04/30)  
 52 Weeks High | date: - USD (-)  
 52 Weeks Low | date: - USD (-)

**Recent Research**

on underlying   on sector   on market			
Date		Headline	Download
2024/04/26		Global Equity Ratings	
2024/04/26		Aktienempfehlungen Global	
2024/04/03		Global Equity Ratings	
2024/04/03		Aktienempfehlungen Global	
2024/03/13		Global Equity Ratings	