

NIKE INC. FUTURE (NKEF) - EUX/202612

2024/06/25 19:05:36

Price
103.6309 USD

Difference  **-2.30% (-2.44)**

General attributes

Symbol	NKEFZ26
Exchange	Eurex
Currency	USD
Security type	Future
Underlying	NIKE INC. 'B'
Maturity	12-2026
Contract size	100

Market data

Bid (Bid size)	- USD (-)
Ask (Ask size)	- USD (-)
Open	103.6309 USD
High	103.6309 USD
Low	103.6309 USD
Close (prev. day)	106.0725 USD
Underlying	NIKE INC. 'B'
Underlying price (date)	93.91 (24/06/26)
Settlement price (date)	103.63 (24/06/25)
Open Interest	0

Performance and Risk

	6m	1y	3y
Perf (%)	-12.99%	-	-
Perf (abs.)	-15.48	-	-
Beta	-	-	-
Volatility	23.68	-	-

Futures and Options

Related Futures	-
Related Options	-

5y












Information about previous performance does not guarantee future performance.
Source: FactSet

Price data

Ø price 5 days Ø volume 5 days (pcs.)	104.0207 USD (0)
Ø price 30 days Ø volume 30 days (pcs.)	101.9064 USD (0)
Ø price 100 days Ø volume 100 days (pcs.)	105.0488 USD (0)
Ø price 250 days Ø volume 250 days (pcs.)	- USD (-)
YTD High date	116.3819 USD (2024/01/02)
YTD Low date	97.5350 USD (2024/04/05)
52 Weeks High date	- USD (-)
52 Weeks Low date	- USD (-)

Recent Research

on underlying	on sector	on market	
Date		Headline	Download
2024/06/21		Global Equity Ratings	
2024/06/21		Aktienempfehlungen Global	
2024/06/14		Global Equity Ratings	
2024/06/14		Aktienempfehlungen Global	
2024/05/29		Global Equity Ratings	