


# ORACLE CORP. FUTURE (ORCF) - EUX/202612

2024/09/18 18:41:11

**Price**  
**174.9537** USD

**Difference**  **-2.13% (-3.80)**

**General attributes**

Symbol	ORCFZ26
Exchange	Eurex
Currency	USD
Security type	Future
Underlying	ORACLE CORP
Maturity	12-2026
Contract size	100

**Market data**

Bid (Bid size)	- USD (-)
Ask (Ask size)	- USD (-)
Open	174.9537 USD
High	174.9537 USD
Low	174.9537 USD
Close (prev. day)	178.7546 USD
Underlying	ORACLE CORP
Underlying price (date)	164.53 (24/09/18)
Settlement price (date)	174.95 (24/09/18)
Open Interest	0

**Performance and Risk**

	6m	1y	3y
Perf (%)	+29.94%	-	-
Perf (abs.)	+41.19	-	-
Beta	-	-	-
Volatility	32.82	-	-

**Futures and Options**

Related Futures	-
Related Options	-












Information about previous performance does not guarantee future performance.  
 Source: FactSet

**Price data**

Ø price 5 days   Ø volume 5 days (pcs.)	174.0846 USD (0)
Ø price 30 days   Ø volume 30 days (pcs.)	152.4893 USD (0)
Ø price 100 days   Ø volume 100 days (pcs.)	147.0172 USD (0)
Ø price 250 days   Ø volume 250 days (pcs.)	- USD (-)
YTD High   date	182.5815 USD (2024/09/16)
YTD Low   date	111.3892 USD (2024/01/03)
52 Weeks High   date	- USD (-)
52 Weeks Low   date	- USD (-)

**Recent Research**

on underlying   on sector   on market			
Date		Headline	Download
2024/09/11		Global Equity Ratings	
2024/09/11		Aktienempfehlungen Global	
2024/09/05		Global Equity Ratings	
2024/09/05		Aktienempfehlungen Global	
2024/08/12		Global Equity Ratings	