

ORACLE CORP. FUTURE (ORCF) - EUX/202612

2024/09/18 18:41:11

Price
174.9537 USD

Difference  -2.13% (-3.80)

General attributes

Symbol	ORCFZ26
Exchange	Eurex
Currency	USD
Security type	Future
Underlying	ORACLE CORP
Maturity	12-2026
Contract size	100

Market data

Bid (Bid size)	- USD (-)
Ask (Ask size)	- USD (-)
Open	174.9537 USD
High	174.9537 USD
Low	174.9537 USD
Close (prev. day)	178.7546 USD
Underlying	ORACLE CORP
Underlying price (date)	166.03 (24/09/18)
Settlement price (date)	174.95 (24/09/18)
Open Interest	0

Performance and Risk

	6m	1y	3y
Perf (%)	+29.94%	-	-
Perf (abs.)	+41.19	-	-
Beta	-	-	-
Volatility	32.82	-	-

Futures and Options

Related Futures	-
Related Options	-

5y












Information about previous performance does not guarantee future performance.
Source: FactSet

Price data

Ø price 5 days Ø volume 5 days (pcs.)	174.0846 USD (0)
Ø price 30 days Ø volume 30 days (pcs.)	152.4893 USD (0)
Ø price 100 days Ø volume 100 days (pcs.)	147.0172 USD (0)
Ø price 250 days Ø volume 250 days (pcs.)	- USD (-)
YTD High date	182.5815 USD (2024/09/16)
YTD Low date	111.3892 USD (2024/01/03)
52 Weeks High date	- USD (-)
52 Weeks Low date	- USD (-)

Recent Research

on underlying	on sector	on market	
Date		Headline	Download
2024/09/11		Global Equity Ratings	
2024/09/11		Aktienempfehlungen Global	
2024/09/05		Global Equity Ratings	
2024/09/05		Aktienempfehlungen Global	
2024/08/12		Global Equity Ratings	