

ORACLE CORP. FUTURE (ORCF) - EUX/202612

2024/05/09 19:03:58

Price
129.1225 USD

Difference  -0.28% (-0.36)

General attributes

Symbol	ORCFZ26
Exchange	Eurex
Currency	USD
Security type	Future
Underlying	ORACLE CORP
Maturity	12-2026
Contract size	100

Market data

Bid (Bid size)	- USD (-)
Ask (Ask size)	- USD (-)
Open	129.1225 USD
High	129.1225 USD
Low	129.1225 USD
Close (prev. day)	129.4851 USD
Underlying	ORACLE CORP
Underlying price (date)	116.64 (24/05/09)
Settlement price (date)	129.12 (24/05/09)
Open Interest	0

Performance and Risk

	6m	1y	3y
Perf (%)	-	-	-
Perf (abs.)	-	-	-
Beta	-	-	-
Volatility	-	-	-

Futures and Options

Related Futures	-
Related Options	-

5y












Information about previous performance does not guarantee future performance.
Source: FactSet

Price data

Ø price 5 days Ø volume 5 days (pcs.)	128.9175 USD (0)
Ø price 30 days Ø volume 30 days (pcs.)	133.0798 USD (0)
Ø price 100 days Ø volume 100 days (pcs.)	126.0584 USD (0)
Ø price 250 days Ø volume 250 days (pcs.)	- USD (-)
YTD High date	144.7099 USD (2024/03/21)
YTD Low date	111.3892 USD (2024/01/03)
52 Weeks High date	- USD (-)
52 Weeks Low date	- USD (-)

Recent Research

on underlying	on sector	on market	
Date		Headline	Download
2024/04/26		Global Equity Ratings	
2024/04/26		Aktienempfehlungen Global	
2024/04/03		Global Equity Ratings	
2024/04/03		Aktienempfehlungen Global	
2024/03/13		Global Equity Ratings	