

# PROCTER & GAMBLE CO., THE FUTURE (PGFF) - EUX/202612

2024/05/03 18:33:19

**Price**  
**174.8757** USD  
**Difference**  **-0.65% (-1.15)**

**General attributes**

**Symbol** PGFFZ26  
**Exchange** Eurex  
**Currency** USD  
**Security type** Future  
**Underlying** PROCTER & GAMBLE CO  
**Maturity** 12-2026  
**Contract size** 100

**Market data**

**Bid (Bid size)** - USD (-)  
**Ask (Ask size)** - USD (-)  
**Open** 174.8757 USD  
**High** 174.8757 USD  
**Low** 174.8757 USD  
**Close (prev. day)** 176.0256 USD  
**Underlying** PROCTER & GAMBLE CO  
**Underlying price (date)** 163.40 (24/05/06)  
**Settlement price (date)** 174.88 (24/05/03)  
**Open Interest** 0

**Performance and Risk**

	6m	1y	3y
Perf (%)	-	-	-
Perf (abs.)	-	-	-
Beta	-	-	-
Volatility	-	-	-

**Futures and Options**

**Related Futures** -  
**Related Options** -

5y












Information about previous performance does not guarantee future performance.  
 Source: FactSet

**Price data**

Ø price 5 days   Ø volume 5 days (pcs.)	174.5099 USD (0)
Ø price 30 days   Ø volume 30 days (pcs.)	169.9145 USD (0)
Ø price 100 days   Ø volume 100 days (pcs.)	165.1340 USD (0)
Ø price 250 days   Ø volume 250 days (pcs.)	- USD (-)
<b>YTD High   date</b>	176.0256 USD (2024/05/02)
<b>YTD Low   date</b>	153.8393 USD (2024/01/18)
<b>52 Weeks High   date</b>	- USD (-)
<b>52 Weeks Low   date</b>	- USD (-)

**Recent Research**

on underlying				on sector				on market			
Date		Headline				Download					
2024/04/26		Global Equity Ratings									
2024/04/26		Aktienempfehlungen Global									
2024/04/03		Global Equity Ratings									
2024/04/03		Aktienempfehlungen Global									
2024/03/13		Global Equity Ratings				