

GENERAL MILLS INC. FUTURE (GISF) - EUX/202612

2024/07/26 18:35:19

Price
68.051 USD

Difference  0.27% (0.18)

General attributes

Symbol	GISFZ26
Exchange	Eurex
Currency	USD
Security type	Future
Underlying	GENERAL MILLS INC.
Maturity	12-2026
Contract size	100

Market data

Bid (Bid size)	- USD (-)
Ask (Ask size)	- USD (-)
Open	68.051 USD
High	68.051 USD
Low	68.051 USD
Close (prev. day)	67.8689 USD
Underlying	GENERAL MILLS INC.
Underlying price (date)	66.32 (24/07/26)
Settlement price (date)	68.05 (24/07/26)
Open Interest	0

Performance and Risk

	6m	1y	3y
Perf (%)	+2.63%	-	-
Perf (abs.)	+1.74	-	-
Beta	-	-	-
Volatility	21.20	-	-

Futures and Options

Related Futures	-
Related Options	-

5y










Information about previous performance does not guarantee future performance.
Source: FactSet

Price data

Ø price 5 days Ø volume 5 days (pcs.)	67.024 USD (0)
Ø price 30 days Ø volume 30 days (pcs.)	66.378 USD (0)
Ø price 100 days Ø volume 100 days (pcs.)	69.915 USD (0)
Ø price 250 days Ø volume 250 days (pcs.)	- USD (-)
YTD High date	75.417 USD (2024/04/24)
YTD Low date	63.792 USD (2024/07/09)
52 Weeks High date	- USD (-)
52 Weeks Low date	- USD (-)

Recent Research

on sector		on market	
Date		Headline	Download
2024/07/26		Equity Weekly	
2024/07/24		Global Equity Ratings	
2024/07/24		Aktienempfehlungen Global	
2024/07/15		Aktienempfehlungen Global	
2024/07/12		Equity Weekly	