

## JOHNSON &amp; JOHNSON FUTURE (JNJF) - EUX/202612

2024/07/16 18:50:37

Price  
**154.4387** USDDifference  0.32% (0.49)

## General attributes

Symbol	JNJFZ26
Exchange	Eurex
Currency	USD
Security type	Future
Underlying	JOHNSON & JOHNSON
Maturity	12-2026
Contract size	100

## Market data

Bid (Bid size)	- USD (-)
Ask (Ask size)	- USD (-)
Open	154.4387 USD
High	154.4387 USD
Low	154.4387 USD
Close (prev. day)	153.9454 USD
Underlying	JOHNSON & JOHNSON
Underlying price (date)	150.42 (24/07/16)
Settlement price (date)	154.44 (24/07/16)
Open Interest	0

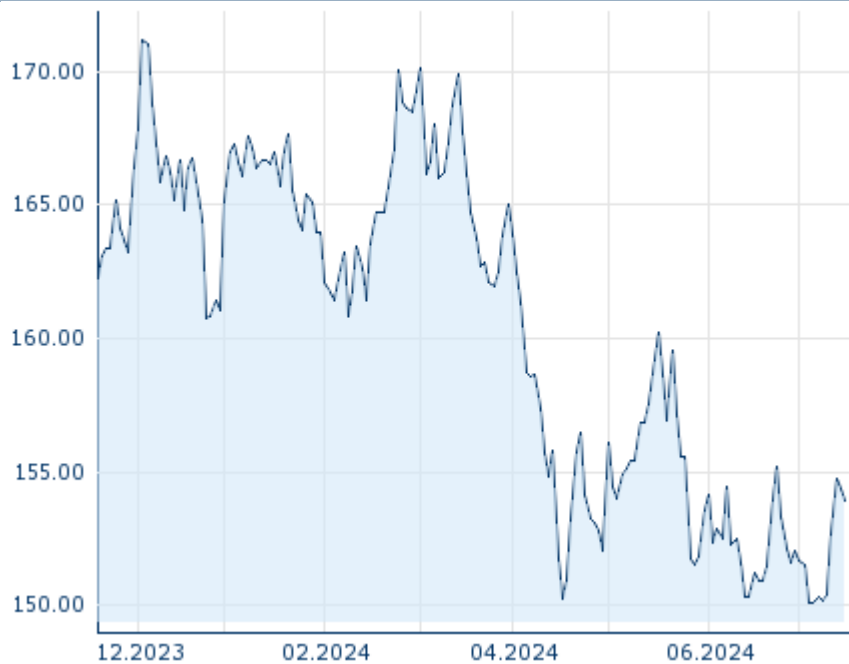
## Performance and Risk

	6m	1y	3y
Perf (%)	-7.65%	-	-
Perf (abs.)	-12.75	-	-
Beta	-	-	-
Volatility	14.36	-	-

## Futures and Options

Related Futures	-
Related Options	-

5y












Information about previous performance does not guarantee future performance.  
Source: FactSet

## Price data

Ø price 5 days   Ø volume 5 days (pcs.)	153.2373 USD (0)
Ø price 30 days   Ø volume 30 days (pcs.)	152.0677 USD (0)
Ø price 100 days   Ø volume 100 days (pcs.)	157.4008 USD (0)
Ø price 250 days   Ø volume 250 days (pcs.)	- USD (-)
YTD High   date	170.1497 USD (2024/03/01)
YTD Low   date	150.1151 USD (2024/07/03)
52 Weeks High   date	- USD (-)
52 Weeks Low   date	- USD (-)

## Recent Research

on underlying   on sector   on market			
Date		Headline	Download
2024/07/15		Aktienempfehlungen Global	
2024/07/12		Global Equity Ratings	
2024/06/21		Global Equity Ratings	
2024/06/21		Aktienempfehlungen Global	
2024/06/14		Global Equity Ratings	