

JOHNSON & JOHNSON FUTURE (JNJF) - EUX/202612

2024/06/10 18:32:49

Price
152.2626 USD
 Difference  -1.44% (-2.22)

General attributes

Symbol	JNJFZ26
Exchange	Eurex
Currency	USD
Security type	Future
Underlying	JOHNSON & JOHNSON
Maturity	12-2026
Contract size	100

Market data

Bid (Bid size)	- USD (-)
Ask (Ask size)	- USD (-)
Open	152.2626 USD
High	152.2626 USD
Low	152.2626 USD
Close (prev. day)	154.4816 USD
Underlying	JOHNSON & JOHNSON
Underlying price (date)	147.13 (24/06/10)
Settlement price (date)	152.26 (24/06/10)
Open Interest	0

Performance and Risk

	6m	1y	3y
Perf (%)	-8.19%	-	-
Perf (abs.)	-13.59	-	-
Beta	-	-	-
Volatility	14.91	-	-

Futures and Options

Related Futures	-
Related Options	-

5y












Information about previous performance does not guarantee future performance.
 Source: FactSet

Price data

Ø price 5 days Ø volume 5 days (pcs.)	152.9006 USD (0)
Ø price 30 days Ø volume 30 days (pcs.)	155.0557 USD (0)
Ø price 100 days Ø volume 100 days (pcs.)	160.3934 USD (0)
Ø price 250 days Ø volume 250 days (pcs.)	- USD (-)
YTD High date	170.1497 USD (2024/03/01)
YTD Low date	150.2933 USD (2024/04/17)
52 Weeks High date	- USD (-)
52 Weeks Low date	- USD (-)

Recent Research

on underlying	on sector	on market	
Date		Headline	Download
2024/05/29		Global Equity Ratings	
2024/05/29		Aktienempfehlungen Global	
2024/04/26		Global Equity Ratings	
2024/04/26		Aktienempfehlungen Global	
2024/04/03		Global Equity Ratings	