

# JOHNSON & JOHNSON FUTURE (JNJF) - EUX/202612

2024/05/20 19:00:45

**Price**  
**158.6171** USD  
**Difference**  **-0.98% (-1.58)**

**General attributes**

Symbol	JNJFZ26
Exchange	Eurex
Currency	USD
Security type	Future
Underlying	JOHNSON & JOHNSON
Maturity	12-2026
Contract size	100

**Market data**

Bid (Bid size)	- USD (-)
Ask (Ask size)	- USD (-)
Open	158.6171 USD
High	158.6171 USD
Low	158.6171 USD
Close (prev. day)	160.1947 USD
Underlying	JOHNSON & JOHNSON
Underlying price (date)	151.22 (24/05/21)
Settlement price (date)	158.62 (24/05/20)
Open Interest	0

**Performance and Risk**

	6m	1y	3y
Perf (%)	-2.26%	-	-
Perf (abs.)	-3.66	-	-
Beta	-	-	-
Volatility	-	-	-

**Futures and Options**

Related Futures	-
Related Options	-

5y












Information about previous performance does not guarantee future performance.  
 Source: FactSet

**Price data**

Ø price 5 days   Ø volume 5 days (pcs.)	158.4731 USD (0)
Ø price 30 days   Ø volume 30 days (pcs.)	155.3166 USD (0)
Ø price 100 days   Ø volume 100 days (pcs.)	162.1059 USD (0)
Ø price 250 days   Ø volume 250 days (pcs.)	- USD (-)
YTD High   date	170.1497 USD (2024/03/01)
YTD Low   date	150.2933 USD (2024/04/17)
52 Weeks High   date	- USD (-)
52 Weeks Low   date	- USD (-)

**Recent Research**

on underlying	on sector	on market	
Date		Headline	Download
2024/04/26		Global Equity Ratings	
2024/04/26		Aktienempfehlungen Global	
2024/04/03		Global Equity Ratings	
2024/04/03		Aktienempfehlungen Global	
2024/03/13		Global Equity Ratings	