

## PEPSICO INC. FUTURE (PEPF) - EUX/202612

2024/08/14 18:36:57

Price  
**176.979** USDDifference  0.96% (1.68)

## General attributes

Symbol	PEPFZ26
Exchange	Eurex
Currency	USD
Security type	Future
Underlying	PEPSICO INC.
Maturity	12-2026
Contract size	100

## Market data

Bid (Bid size)	- USD (-)
Ask (Ask size)	- USD (-)
Open	176.979 USD
High	176.979 USD
Low	176.979 USD
Close (prev. day)	175.3026 USD
Underlying	PEPSICO INC.
Underlying price (date)	173.71 (24/08/14)
Settlement price (date)	176.98 (24/08/14)
Open Interest	0

## Performance and Risk

	6m	1y	3y
Perf (%)	+1.82%	-	-
Perf (abs.)	+3.17	-	-
Beta	-	-	-
Volatility	17.59	-	-

## Futures and Options

Related Futures	-
Related Options	-












Information about previous performance does not guarantee future performance.  
Source: FactSet

## Price data

Ø price 5 days   Ø volume 5 days (pcs.)	175.947 USD (0)
Ø price 30 days   Ø volume 30 days (pcs.)	174.645 USD (0)
Ø price 100 days   Ø volume 100 days (pcs.)	178.892 USD (0)
Ø price 250 days   Ø volume 250 days (pcs.)	- USD (-)
YTD High   date	192.135 USD (2024/05/17)
YTD Low   date	167.908 USD (2024/07/09)
52 Weeks High   date	- USD (-)
52 Weeks Low   date	- USD (-)

## Recent Research

on underlying	on sector	on market	
Date		Headline	Download
2024/08/12		Global Equity Ratings	
2024/08/12		Aktienempfehlungen Global	
2024/07/24		Global Equity Ratings	
2024/07/24		Aktienempfehlungen Global	
2024/07/15		Aktienempfehlungen Global	