

# PEPSICO INC. FUTURE (PEPF) - EUX/202612

2024/06/25 19:05:38

**Price**  
**175.2574** USD

**Difference**  **-0.16% (-0.28)**

### General attributes

Symbol	PEPFZ26
Exchange	Eurex
Currency	USD
Security type	Future
Underlying	PEPSICO INC.
Maturity	12-2026
Contract size	100

### Market data

Bid (Bid size)	- USD (-)
Ask (Ask size)	- USD (-)
Open	175.2574 USD
High	175.2574 USD
Low	175.2574 USD
Close (prev. day)	175.5424 USD
Underlying	PEPSICO INC.
Underlying price (date)	167.35 (24/06/25)
Settlement price (date)	175.26 (24/06/25)
Open Interest	0

### Performance and Risk

	6m	1y	3y
Perf (%)	+0.13%	-	-
Perf (abs.)	+0.23	-	-
Beta	-	-	-
Volatility	16.67	-	-

### Futures and Options

Related Futures	-
Related Options	-

5y












Information about previous performance does not guarantee future performance.  
Source: FactSet

### Price data

Ø price 5 days   Ø volume 5 days (pcs.)	174.5983 USD (0)
Ø price 30 days   Ø volume 30 days (pcs.)	180.3987 USD (0)
Ø price 100 days   Ø volume 100 days (pcs.)	179.2692 USD (0)
Ø price 250 days   Ø volume 250 days (pcs.)	- USD (-)
YTD High   date	192.1348 USD (2024/05/17)
YTD Low   date	169.8252 USD (2024/06/13)
52 Weeks High   date	- USD (-)
52 Weeks Low   date	- USD (-)

### Recent Research

on underlying				on sector				on market			
Date		Headline		Download		Download		Download		Download	
2024/06/21		Global Equity Ratings									
2024/06/21		Aktienempfehlungen Global									
2024/06/14		Global Equity Ratings									
2024/06/14		Aktienempfehlungen Global									
2024/05/29		Global Equity Ratings		