

PEPSICO INC. FUTURE (PEPF) - EUX/202612

2024/05/23 18:40:47

Price
190.3819 USD

Difference  **-0.13% (-0.25)**

General attributes

Symbol	PEPFZ26
Exchange	Eurex
Currency	USD
Security type	Future
Underlying	PEPSICO INC.
Maturity	12-2026
Contract size	100

Market data

Bid (Bid size)	- USD (-)
Ask (Ask size)	- USD (-)
Open	190.3819 USD
High	190.3819 USD
Low	190.3819 USD
Close (prev. day)	190.6354 USD
Underlying	PEPSICO INC.
Underlying price (date)	179.27 (24/05/23)
Settlement price (date)	190.38 (24/05/23)
Open Interest	0

Performance and Risk

	6m	1y	3y
Perf (%)	+3.83%	-	-
Perf (abs.)	+7.02	-	-
Beta	-	-	-
Volatility	15.52	-	-

Futures and Options

Related Futures	-
Related Options	-

5y












Information about previous performance does not guarantee future performance.
Source: FactSet

Price data

Ø price 5 days Ø volume 5 days (pcs.)	190.7002 USD (0)
Ø price 30 days Ø volume 30 days (pcs.)	185.4109 USD (0)
Ø price 100 days Ø volume 100 days (pcs.)	178.6784 USD (0)
Ø price 250 days Ø volume 250 days (pcs.)	- USD (-)
YTD High date	192.1348 USD (2024/05/17)
YTD Low date	169.8975 USD (2024/03/08)
52 Weeks High date	- USD (-)
52 Weeks Low date	- USD (-)

Recent Research

on underlying	on sector	on market	
Date		Headline	Download
2024/04/26		Global Equity Ratings	
2024/04/26		Aktienempfehlungen Global	
2024/04/03		Global Equity Ratings	
2024/04/03		Aktienempfehlungen Global	
2024/03/13		Global Equity Ratings	