

# PEPSICO INC. FUTURE (PEPF) - EUX/202612

2024/05/14 18:48:21

Price  
**188.1267** USD

Difference  -0.97% (-1.83)

### General attributes

Symbol	PEPFZ26
Exchange	Eurex
Currency	USD
Security type	Future
Underlying	PEPSICO INC.
Maturity	12-2026
Contract size	100

### Market data

Bid (Bid size)	- USD (-)
Ask (Ask size)	- USD (-)
Open	188.1267 USD
High	188.1267 USD
Low	188.1267 USD
Close (prev. day)	189.9609 USD
Underlying	PEPSICO INC.
Underlying price (date)	179.87 (24/05/14)
Settlement price (date)	188.13 (24/05/14)
Open Interest	0

### Performance and Risk

	6m	1y	3y
Perf (%)	-	-	-
Perf (abs.)	-	-	-
Beta	-	-	-
Volatility	-	-	-

### Futures and Options

Related Futures	-
Related Options	-












Information about previous performance does not guarantee future performance.  
Source: FactSet

### Price data

Ø price 5 days   Ø volume 5 days (pcs.)	188.3113 USD (0)
Ø price 30 days   Ø volume 30 days (pcs.)	182.7244 USD (0)
Ø price 100 days   Ø volume 100 days (pcs.)	177.7299 USD (0)
Ø price 250 days   Ø volume 250 days (pcs.)	- USD (-)
YTD High   date	189.9609 USD (2024/05/13)
YTD Low   date	169.8975 USD (2024/03/08)
52 Weeks High   date	- USD (-)
52 Weeks Low   date	- USD (-)

### Recent Research

on underlying				on sector				on market			
Date		Headline		Download							
2024/04/26		Global Equity Ratings									
2024/04/26		Aktienempfehlungen Global									
2024/04/03		Global Equity Ratings									
2024/04/03		Aktienempfehlungen Global									
2024/03/13		Global Equity Ratings		