

HP INC FUTURE (HPQF) - EUX/202612

2024/07/26 18:35:24

Price
37.6675 USD

Difference  -2.59% (-1.00)

General attributes

Symbol	HPQFZ26
Exchange	Eurex
Currency	USD
Security type	Future
Underlying	HP INC.
Maturity	12-2026
Contract size	100

Market data

Bid (Bid size)	- USD (-)
Ask (Ask size)	- USD (-)
Open	37.6675 USD
High	37.6675 USD
Low	37.6675 USD
Close (prev. day)	38.6674 USD
Underlying	HP INC.
Underlying price (date)	36.34 (24/07/26)
Settlement price (date)	37.67 (24/07/26)
Open Interest	0

Performance and Risk

	6m	1y	3y
Perf (%)	+22.24%	-	-
Perf (abs.)	+6.85	-	-
Beta	-	-	-
Volatility	34.79	-	-

Futures and Options

Related Futures	-
Related Options	-

5y












Information about previous performance does not guarantee future performance.
Source: FactSet

Price data

Ø price 5 days Ø volume 5 days (pcs.)	38.9011 USD (0)
Ø price 30 days Ø volume 30 days (pcs.)	37.8056 USD (0)
Ø price 100 days Ø volume 100 days (pcs.)	33.8342 USD (0)
Ø price 250 days Ø volume 250 days (pcs.)	- USD (-)
YTD High date	40.4433 USD (2024/05/30)
YTD Low date	28.4075 USD (2024/02/07)
52 Weeks High date	- USD (-)
52 Weeks Low date	- USD (-)

Recent Research

on sector		on market	
Date		Headline	Download
2024/07/26		Equity Weekly	
2024/07/24		Global Equity Ratings	
2024/07/24		Aktienempfehlungen Global	
2024/07/15		Aktienempfehlungen Global	
2024/07/12		Global Equity Ratings	