

UNITEDHEALTH GROUP INC. FUTURE (UNHF) - EUX/202612

2024/07/17 18:46:28

Price
611.1924 USD

Difference  4.74% (27.68)

General attributes

Symbol	UNHFZ26
Exchange	Eurex
Currency	USD
Security type	Future
Underlying	UNITEDHEALTH GROUP INC.
Maturity	12-2026
Contract size	100

Market data

Bid (Bid size)	- USD (-)
Ask (Ask size)	- USD (-)
Open	611.1924 USD
High	611.1924 USD
Low	611.1924 USD
Close (prev. day)	583.5151 USD
Underlying	UNITEDHEALTH GROUP INC.
Underlying price (date)	573.28 (24/07/17)
Settlement price (date)	611.19 (24/07/17)
Open Interest	0

Performance and Risk

	6m	1y	3y
Perf (%)	+6.49%	-	-
Perf (abs.)	+37.24	-	-
Beta	-	-	-
Volatility	29.70	-	-

Futures and Options

Related Futures	-
Related Options	-












Information about previous performance does not guarantee future performance.
Source: FactSet

Price data

Ø price 5 days Ø volume 5 days (pcs.)	568.8192 USD (0)
Ø price 30 days Ø volume 30 days (pcs.)	535.6617 USD (0)
Ø price 100 days Ø volume 100 days (pcs.)	533.9164 USD (0)
Ø price 250 days Ø volume 250 days (pcs.)	- USD (-)
YTD High date	611.1924 USD (2024/07/17)
YTD Low date	478.6923 USD (2024/04/12)
52 Weeks High date	- USD (-)
52 Weeks Low date	- USD (-)

Recent Research

on underlying	on sector	on market	
Date		Headline	Download
2024/07/15		Aktienempfehlungen Global	
2024/07/12		Global Equity Ratings	
2024/06/21		Global Equity Ratings	
2024/06/21		Aktienempfehlungen Global	
2024/06/14		Global Equity Ratings	