

3M CO. FUTURE (MMMFM) - EUX/202612

2024/05/07 18:36:41

Price
91.3373 USD

Difference  **-0.95% (-0.88)**

General attributes

Symbol	MMMFM26
Exchange	Eurex
Currency	USD
Security type	Future
Underlying	3M COMPANY
Maturity	12-2026
Contract size	100

Market data

Bid (Bid size)	- USD (-)
Ask (Ask size)	- USD (-)
Open	91.3373 USD
High	91.3373 USD
Low	91.3373 USD
Close (prev. day)	92.2143 USD
Underlying	3M COMPANY
Underlying price (date)	95.92 (24/05/08)
Settlement price (date)	91.34 (24/05/07)
Open Interest	0

Performance and Risk

	6m	1y	3y
Perf (%)	-	-	-
Perf (abs.)	-	-	-
Beta	-	-	-
Volatility	-	-	-

Futures and Options

Related Futures	-
Related Options	-

5y












Information about previous performance does not guarantee future performance.
 Source: FactSet

Price data

Ø price 5 days Ø volume 5 days (pcs.)	92.0902 USD (0)
Ø price 30 days Ø volume 30 days (pcs.)	90.1411 USD (0)
Ø price 100 days Ø volume 100 days (pcs.)	93.5566 USD (0)
Ø price 250 days Ø volume 250 days (pcs.)	- USD (-)
YTD High date	105.3015 USD (2024/03/21)
YTD Low date	85.1756 USD (2024/04/05)
52 Weeks High date	- USD (-)
52 Weeks Low date	- USD (-)

Recent Research

on underlying	on sector	on market	
Date		Headline	Download
2023/06/06		Global Equity Ratings	
2023/06/06		Aktienempfehlungen Global	
2023/06/01		Aktienempfehlungen Global	
2023/06/01		Global Equity Ratings	
2023/05/24		Global Equity Ratings	