

MERCK & CO. INC. FUTURE (MCCF) - EUX/202612

2024/10/18 19:07:19

Price
111.6613 USD

Difference  **-0.75% (-0.85)**

General attributes

Symbol	MCCFZ26
Exchange	Eurex
Currency	USD
Security type	Future
Underlying	MERCK & CO. INC.
Maturity	12-2026
Contract size	100

Market data

Bid (Bid size)	- USD (-)
Ask (Ask size)	- USD (-)
Open	111.6613 USD
High	111.6613 USD
Low	111.6613 USD
Close (prev. day)	112.5084 USD
Underlying	MERCK & CO. INC.
Underlying price (date)	108.70 (24/10/18)
Settlement price (date)	111.66 (24/10/18)
Open Interest	0

Performance and Risk

	6m	1y	3y
Perf (%)	-16.41%	-	-
Perf (abs.)	-21.92	-	-
Beta	-	-	-
Volatility	22.90	-	-

Futures and Options

Related Futures	-
Related Options	-

5y












Information about previous performance does not guarantee future performance.
Source: FactSet

Price data

Ø price 5 days Ø volume 5 days (pcs.)	112.6667 USD (0)
Ø price 30 days Ø volume 30 days (pcs.)	115.7224 USD (0)
Ø price 100 days Ø volume 100 days (pcs.)	124.4382 USD (0)
Ø price 250 days Ø volume 250 days (pcs.)	- USD (-)
YTD High date	141.5421 USD (2024/06/26)
YTD Low date	110.8135 USD (2024/10/08)
52 Weeks High date	- USD (-)
52 Weeks Low date	- USD (-)

Recent Research

on underlying	on sector	on market	
Date		Headline	Download
2024/09/27		Global Equity Ratings	
2024/09/27		Aktienempfehlungen Global	
2024/09/11		Global Equity Ratings	
2024/09/11		Aktienempfehlungen Global	
2024/09/05		Global Equity Ratings	