

## ALPHABET INC. FUTURE (GOAF) - EUX/202612

2024/07/17 18:45:43

Price  
**198.8241** USD

Difference  -2.98% (-6.10)

## General attributes

Symbol	GOAFZ26
Exchange	Eurex
Currency	USD
Security type	Future
Underlying	ALPHABET INC A
Maturity	12-2026
Contract size	100

## Market data

Bid (Bid size)	- USD (-)
Ask (Ask size)	- USD (-)
Open	198.8241 USD
High	198.8241 USD
Low	198.8241 USD
Close (prev. day)	204.9206 USD
Underlying	ALPHABET INC A
Underlying price (date)	181.02 (24/07/17)
Settlement price (date)	198.82 (24/07/17)
Open Interest	0

## Performance and Risk

	6m	1y	3y
Perf (%)	+24.82%	-	-
Perf (abs.)	+39.54	-	-
Beta	-	-	-
Volatility	27.20	-	-

## Futures and Options

Related Futures	-
Related Options	-












5y

Information about previous performance does not guarantee future performance.  
 Source: FactSet

## Price data

Ø price 5 days   Ø volume 5 days (pcs.)	203.8893 USD (0)
Ø price 30 days   Ø volume 30 days (pcs.)	201.5867 USD (0)
Ø price 100 days   Ø volume 100 days (pcs.)	184.7344 USD (0)
Ø price 250 days   Ø volume 250 days (pcs.)	- USD (-)
YTD High   date	210.5721 USD (2024/07/05)
YTD Low   date	148.6627 USD (2024/03/06)
52 Weeks High   date	- USD (-)
52 Weeks Low   date	- USD (-)

## Recent Research

on underlying	on sector	on market	
Date		Headline	Download
2024/07/15		Aktienempfehlungen Global	
2024/07/12		Global Equity Ratings	
2024/06/21		Global Equity Ratings	
2024/06/21		Aktienempfehlungen Global	
2024/06/14		Global Equity Ratings	