

ALPHABET INC. FUTURE (GOAF) - EUX/202612

2024/06/14 18:38:53

Price
196.054 USDDifference  0.26% (0.51)

General attributes

Symbol	GOAFZ26
Exchange	Eurex
Currency	USD
Security type	Future
Underlying	ALPHABET INC A
Maturity	12-2026
Contract size	100

Market data

Bid (Bid size)	- USD (-)
Ask (Ask size)	- USD (-)
Open	196.054 USD
High	196.054 USD
Low	196.054 USD
Close (prev. day)	195.5434 USD
Underlying	ALPHABET INC A
Underlying price (date)	175.11 (24/06/17)
Settlement price (date)	196.05 (24/06/14)
Open Interest	0

Performance and Risk

	6m	1y	3y
Perf (%)	+32.23%	-	-
Perf (abs.)	+47.79	-	-
Beta	-	-	-
Volatility	27.50	-	-

Futures and Options

Related Futures	-
Related Options	-












Information about previous performance does not guarantee future performance.
Source: FactSet

Price data

Ø price 5 days Ø volume 5 days (pcs.)	195.359 USD (0)
Ø price 30 days Ø volume 30 days (pcs.)	193.860 USD (0)
Ø price 100 days Ø volume 100 days (pcs.)	175.806 USD (0)
Ø price 250 days Ø volume 250 days (pcs.)	- USD (-)
YTD High date	198.435 USD (2024/05/21)
YTD Low date	148.663 USD (2024/03/06)
52 Weeks High date	- USD (-)
52 Weeks Low date	- USD (-)

Recent Research

on underlying	on sector	on market	
Date		Headline	Download
2024/06/14		Global Equity Ratings	
2024/06/14		Aktienempfehlungen Global	
2024/05/29		Global Equity Ratings	
2024/05/29		Aktienempfehlungen Global	
2024/04/26		Global Equity Ratings	