

ALPHABET INC. FUTURE (GOAF) - EUX/202612

2024/05/24 18:41:49

Price
196.4034 USD
Difference  **-0.53% (-1.05)**

General attributes

Symbol GOAFZ26
Exchange Eurex
Currency USD
Security type Future
Underlying ALPHABET INC A
Maturity 12-2026
Contract size 100

Market data

Bid (Bid size) - USD (-)
Ask (Ask size) - USD (-)
Open 196.4034 USD
High 196.4034 USD
Low 196.4034 USD
Close (prev. day) 197.4535 USD
Underlying ALPHABET INC A
Underlying price (date) 174.99 (24/05/24)
Settlement price (date) 196.40 (24/05/24)
Open Interest 0

Performance and Risk

	6m	1y	3y
Perf (%)	+24.90%	-	-
Perf (abs.)	+39.16	-	-
Beta	-	-	-
Volatility	28.81	-	-

Futures and Options

Related Futures -
Related Options -












Information about previous performance does not guarantee future performance.
 Source: FactSet

Price data

Ø price 5 days Ø volume 5 days (pcs.)	197.3885 USD (0)
Ø price 30 days Ø volume 30 days (pcs.)	187.1572 USD (0)
Ø price 100 days Ø volume 100 days (pcs.)	170.5530 USD (0)
Ø price 250 days Ø volume 250 days (pcs.)	- USD (-)
YTD High date	198.4345 USD (2024/05/21)
YTD Low date	148.6627 USD (2024/03/06)
52 Weeks High date	- USD (-)
52 Weeks Low date	- USD (-)

Recent Research

on underlying	on sector	on market	
Date		Headline	Download
2024/04/26		Global Equity Ratings	
2024/04/26		Aktienempfehlungen Global	
2024/04/03		Global Equity Ratings	
2024/04/03		Aktienempfehlungen Global	
2024/03/13		Global Equity Ratings	