

# ALPHABET INC. FUTURE (GOAF) - EUX/202612

2024/05/03 18:32:53

**Price**  
**184.9925** USD

**Difference**  **-0.20% (-0.37)**

**General attributes**

Symbol	GOAFZ26
Exchange	Eurex
Currency	USD
Security type	Future
Underlying	ALPHABET INC A
Maturity	12-2026
Contract size	100

**Market data**

Bid (Bid size)	- USD (-)
Ask (Ask size)	- USD (-)
Open	184.9925 USD
High	184.9925 USD
Low	184.9925 USD
Close (prev. day)	185.3608 USD
Underlying	ALPHABET INC A
Underlying price (date)	166.775 (24/05/06)
Settlement price (date)	184.99 (24/05/03)
Open Interest	0

**Performance and Risk**

	6m	1y	3y
Perf (%)	-	-	-
Perf (abs.)	-	-	-
Beta	-	-	-
Volatility	-	-	-

**Futures and Options**

Related Futures	-
Related Options	-












Information about previous performance does not guarantee future performance.  
 Source: FactSet

**Price data**

Ø price 5 days   Ø volume 5 days (pcs.)	186.2826 USD (0)
Ø price 30 days   Ø volume 30 days (pcs.)	177.5450 USD (0)
Ø price 100 days   Ø volume 100 days (pcs.)	164.9449 USD (0)
Ø price 250 days   Ø volume 250 days (pcs.)	- USD (-)
YTD High   date	194.3830 USD (2024/04/26)
YTD Low   date	148.6627 USD (2024/03/06)
52 Weeks High   date	- USD (-)
52 Weeks Low   date	- USD (-)

**Recent Research**

on underlying	on sector	on market	
Date		Headline	Download
2024/04/26		Global Equity Ratings	
2024/04/26		Aktienempfehlungen Global	
2024/04/03		Global Equity Ratings	
2024/04/03		Aktienempfehlungen Global	
2024/03/13		Global Equity Ratings	