


PFIZER INC. FUTURE (PFEF) - EUX/202612

2024/05/09 19:03:58

Price
27.6745 USD

Difference  **-1.51% (-0.42)**

General attributes

Symbol	PFEFZ26
Exchange	Eurex
Currency	USD
Security type	Future
Underlying	PFIZER INC
Maturity	12-2026
Contract size	100

Market data

Bid (Bid size)	- USD (-)
Ask (Ask size)	- USD (-)
Open	27.6745 USD
High	27.6745 USD
Low	27.6745 USD
Close (prev. day)	28.0988 USD
Underlying	PFIZER INC
Underlying price (date)	28.025 (24/05/10)
Settlement price (date)	27.67 (24/05/09)
Open Interest	0

Performance and Risk

	6m	1y	3y
Perf (%)	-	-	-
Perf (abs.)	-	-	-
Beta	-	-	-
Volatility	-	-	-

Futures and Options

Related Futures	-
Related Options	-












Information about previous performance does not guarantee future performance.
 Source: FactSet

Price data

Ø price 5 days Ø volume 5 days (pcs.)	27.7673 USD (0)
Ø price 30 days Ø volume 30 days (pcs.)	26.0236 USD (0)
Ø price 100 days Ø volume 100 days (pcs.)	26.4987 USD (0)
Ø price 250 days Ø volume 250 days (pcs.)	- USD (-)
YTD High date	28.6708 USD (2024/01/02)
YTD Low date	24.4285 USD (2024/04/18)
52 Weeks High date	- USD (-)
52 Weeks Low date	- USD (-)

Recent Research

on underlying on sector on market			
Date		Headline	Download
2024/04/26		Global Equity Ratings	
2024/04/26		Aktienempfehlungen Global	
2024/04/03		Global Equity Ratings	
2024/04/03		Aktienempfehlungen Global	
2024/03/13		Global Equity Ratings	