

ABBOTT LABORATORIES FUTURE (ABTF) - EUX/202612

2024/07/16 18:49:46

Price
108.6987 USD

Difference  **-0.52% (-0.56)**

General attributes

Symbol	ABTFZ26
Exchange	Eurex
Currency	USD
Security type	Future
Underlying	ABBOTT LABS
Maturity	12-2026
Contract size	100

Market data

Bid (Bid size)	- USD (-)
Ask (Ask size)	- USD (-)
Open	108.6987 USD
High	108.6987 USD
Low	108.6987 USD
Close (prev. day)	109.262 USD
Underlying	ABBOTT LABS
Underlying price (date)	102.69 (24/07/16)
Settlement price (date)	108.70 (24/07/16)
Open Interest	0

Performance and Risk

	6m	1y	3y
Perf (%)	-10.61%	-	-
Perf (abs.)	-12.97	-	-
Beta	-	-	-
Volatility	17.95	-	-

Futures and Options

Related Futures	-
Related Options	-












5y

Information about previous performance does not guarantee future performance.
Source: FactSet

Price data

Ø price 5 days Ø volume 5 days (pcs.)	108.6249 USD (0)
Ø price 30 days Ø volume 30 days (pcs.)	110.4787 USD (0)
Ø price 100 days Ø volume 100 days (pcs.)	116.0556 USD (0)
Ø price 250 days Ø volume 250 days (pcs.)	- USD (-)
YTD High date	130.1583 USD (2024/03/08)
YTD Low date	106.5225 USD (2024/07/09)
52 Weeks High date	- USD (-)
52 Weeks Low date	- USD (-)

Recent Research

on underlying	on sector	on market	
Date		Headline	Download
2024/07/15		Aktienempfehlungen Global	
2024/07/12		Global Equity Ratings	
2024/06/21		Global Equity Ratings	
2024/06/21		Aktienempfehlungen Global	
2024/06/14		Global Equity Ratings	