

ABBOTT LABORATORIES FUTURE (ABTF) - EUX/202612

2024/06/25 19:05:10

Price
112.2016 USD
 Difference  -0.20% (-0.23)

General attributes

Symbol	ABTFZ26
Exchange	Eurex
Currency	USD
Security type	Future
Underlying	ABBOTT LABS
Maturity	12-2026
Contract size	100

Market data

Bid (Bid size)	- USD (-)
Ask (Ask size)	- USD (-)
Open	112.2016 USD
High	112.2016 USD
Low	112.2016 USD
Close (prev. day)	112.4296 USD
Underlying	ABBOTT LABS
Underlying price (date)	104.58 (24/06/26)
Settlement price (date)	112.20 (24/06/25)
Open Interest	0

Performance and Risk

	6m	1y	3y
Perf (%)	-4.20%	-	-
Perf (abs.)	-4.92	-	-
Beta	-	-	-
Volatility	17.82	-	-

Futures and Options

Related Futures	-
Related Options	-

5y












Information about previous performance does not guarantee future performance.
 Source: FactSet

Price data

Ø price 5 days Ø volume 5 days (pcs.)	111.7382 USD (0)
Ø price 30 days Ø volume 30 days (pcs.)	111.1774 USD (0)
Ø price 100 days Ø volume 100 days (pcs.)	117.9411 USD (0)
Ø price 250 days Ø volume 250 days (pcs.)	- USD (-)
YTD High date	130.1583 USD (2024/03/08)
YTD Low date	108.8406 USD (2024/05/31)
52 Weeks High date	- USD (-)
52 Weeks Low date	- USD (-)

Recent Research

on underlying	on sector	on market	
Date		Headline	Download
2024/06/21		Global Equity Ratings	
2024/06/21		Aktienempfehlungen Global	
2024/06/14		Global Equity Ratings	
2024/06/14		Aktienempfehlungen Global	
2024/05/29		Global Equity Ratings	