

BRISTOL-MYERS SQUIBB CO. FUTURE (BMYF) - EUX/202612

2024/07/17 18:45:22

Price
42.0098 USDDifference  5.55% (2.21)

General attributes

Symbol	BMYFZ26
Exchange	Eurex
Currency	USD
Security type	Future
Underlying	BRISTOL-MYERS SQUIBB CO.
Maturity	12-2026
Contract size	100

Market data

Bid (Bid size)	- USD (-)
Ask (Ask size)	- USD (-)
Open	42.0098 USD
High	42.0098 USD
Low	42.0098 USD
Close (prev. day)	39.8009 USD
Underlying	BRISTOL-MYERS SQUIBB CO.
Underlying price (date)	43.15 (24/07/17)
Settlement price (date)	42.01 (24/07/17)
Open Interest	0

Performance and Risk

	6m	1y	3y
Perf (%)	-14.59%	-	-
Perf (abs.)	-7.17	-	-
Beta	-	-	-
Volatility	28.02	-	-

Futures and Options

Related Futures	-
Related Options	-












5y

Information about previous performance does not guarantee future performance.
Source: FactSet

Price data

Ø price 5 days Ø volume 5 days (pcs.)	40.1249 USD (0)
Ø price 30 days Ø volume 30 days (pcs.)	40.0437 USD (0)
Ø price 100 days Ø volume 100 days (pcs.)	45.4623 USD (0)
Ø price 250 days Ø volume 250 days (pcs.)	- USD (-)
YTD High date	54.3629 USD (2024/03/13)
YTD Low date	38.5888 USD (2024/07/05)
52 Weeks High date	- USD (-)
52 Weeks Low date	- USD (-)

Recent Research

on underlying	on sector	on market	
Date		Headline	Download
2024/07/15		Aktienempfehlungen Global	
2024/07/12		Global Equity Ratings	
2024/06/21		Global Equity Ratings	
2024/06/21		Aktienempfehlungen Global	
2024/06/14		Global Equity Ratings	