

# NESTLÉ S.A. FUTURE (NESG) - EUX/202612

2024/07/29 18:35:33

Price  
**85.3099** CHF

Difference  0.15% (0.13)

### General attributes

Symbol	NESGZ26
Exchange	Eurex
Currency	CHF
Security type	Future
Underlying	NESTLÉ SA
Maturity	12-2026
Contract size	100

### Market data

Bid (Bid size)	- CHF (-)
Ask (Ask size)	- CHF (-)
Open	85.3099 CHF
High	85.3099 CHF
Low	85.3099 CHF
Close (prev. day)	85.1806 CHF
Underlying	NESTLÉ SA
Underlying price (date)	88.02 (24/07/29)
Settlement price (date)	85.31 (24/07/29)
Open Interest	0

### Performance and Risk

	6m	1y	3y
Perf (%)	-10.87%	-	-
Perf (abs.)	-10.40	-	-
Beta	-	-	-
Volatility	19.37	-	-

### Futures and Options

Related Futures	-
Related Options	-












5y

Information about previous performance does not guarantee future performance.  
Source: FactSet

### Price data

Ø price 5 days   Ø volume 5 days (pcs.)	87.8838 CHF (0)
Ø price 30 days   Ø volume 30 days (pcs.)	90.5704 CHF (0)
Ø price 100 days   Ø volume 100 days (pcs.)	91.4971 CHF (0)
Ø price 250 days   Ø volume 250 days (pcs.)	- CHF (-)
YTD High   date	97.1491 CHF (2024/06/06)
YTD Low   date	85.1806 CHF (2024/07/26)
52 Weeks High   date	- CHF (-)
52 Weeks Low   date	- CHF (-)

### Recent Research

on underlying	on sector	on market	
Date		Headline	Download
2024/07/24		Global Equity Ratings	
2024/07/24		Aktienempfehlungen Global	
2024/07/15		Aktienempfehlungen Global	
2024/07/12		Global Equity Ratings	
2024/06/21		Global Equity Ratings	