

NESTLÉ S.A. FUTURE (NESG) - EUX/202612

2024/05/06 18:29:59

Price
89.7889 CHF

Difference  **-0.43% (-0.39)**

General attributes

Symbol	NESGZ26
Exchange	Eurex
Currency	CHF
Security type	Future
Underlying	NESTLÉ SA
Maturity	12-2026
Contract size	100

Market data

Bid (Bid size)	- CHF (-)
Ask (Ask size)	- CHF (-)
Open	89.7889 CHF
High	89.7889 CHF
Low	89.7889 CHF
Close (prev. day)	90.1793 CHF
Underlying	NESTLÉ SA
Underlying price (date)	91.36 (24/05/06)
Settlement price (date)	89.79 (24/05/06)
Open Interest	0

Performance and Risk

	6m	1y	3y
Perf (%)	-	-	-
Perf (abs.)	-	-	-
Beta	-	-	-
Volatility	-	-	-

Futures and Options

Related Futures	-
Related Options	-












Information about previous performance does not guarantee future performance.
Source: FactSet

Price data

Ø price 5 days Ø volume 5 days (pcs.)	90.2922 CHF (0)
Ø price 30 days Ø volume 30 days (pcs.)	90.6006 CHF (0)
Ø price 100 days Ø volume 100 days (pcs.)	92.2345 CHF (0)
Ø price 250 days Ø volume 250 days (pcs.)	- CHF (-)
YTD High date	96.6056 CHF (2024/02/05)
YTD Low date	88.0068 CHF (2024/02/29)
52 Weeks High date	- CHF (-)
52 Weeks Low date	- CHF (-)

Recent Research

on underlying	on sector	on market	
Date		Headline	Download
2024/04/26		Global Equity Ratings	
2024/04/26		Aktienempfehlungen Global	
2024/04/03		Global Equity Ratings	
2024/04/03		Aktienempfehlungen Global	
2024/03/13		Global Equity Ratings	