

JPMORGAN CHASE & CO. FUTURE (JPMF) - EUX/202612

2024/07/11 19:04:19

Price
220.5889 USD
 Difference  -0.48% (-1.08)

General attributes

Symbol	JPMFZ26
Exchange	Eurex
Currency	USD
Security type	Future
Underlying	JPMORGAN CHASE & CO
Maturity	12-2026
Contract size	100

Market data

Bid (Bid size)	- USD (-)
Ask (Ask size)	- USD (-)
Open	220.5889 USD
High	220.5889 USD
Low	220.5889 USD
Close (prev. day)	221.6639 USD
Underlying	JPMORGAN CHASE & CO
Underlying price (date)	207.45 (24/07/11)
Settlement price (date)	220.59 (24/07/11)
Open Interest	0

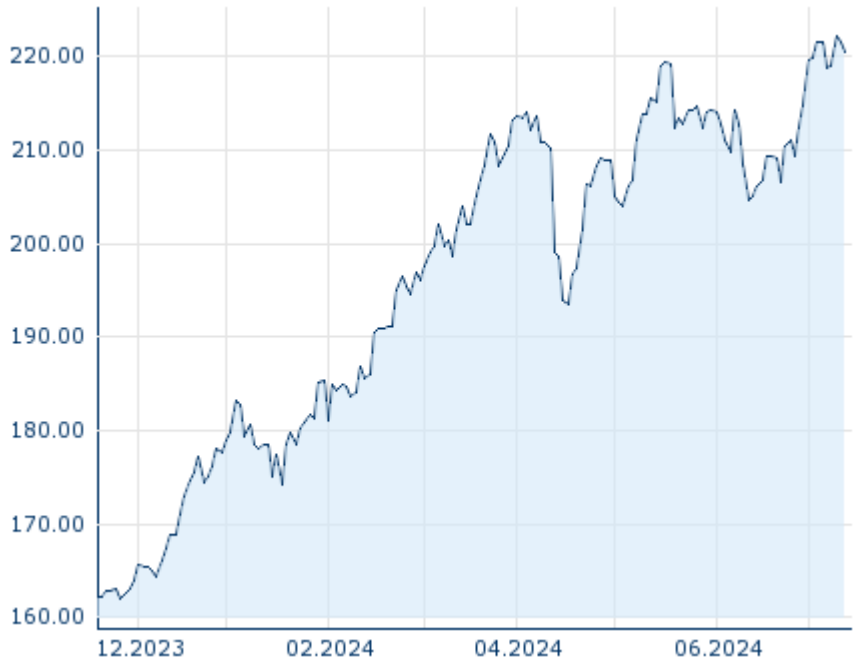
Performance and Risk

	6m	1y	3y
Perf (%)	+23.84%	-	-
Perf (abs.)	+42.47	-	-
Beta	-	-	-
Volatility	19.22	-	-

Futures and Options

Related Futures	-
Related Options	-

5y












Information about previous performance does not guarantee future performance.
 Source: FactSet

Price data

Ø price 5 days Ø volume 5 days (pcs.)	220.4117 USD (0)
Ø price 30 days Ø volume 30 days (pcs.)	213.2304 USD (0)
Ø price 100 days Ø volume 100 days (pcs.)	208.3238 USD (0)
Ø price 250 days Ø volume 250 days (pcs.)	- USD (-)
YTD High date	222.1925 USD (2024/07/09)
YTD Low date	174.2120 USD (2024/01/18)
52 Weeks High date	- USD (-)
52 Weeks Low date	- USD (-)

Recent Research

on underlying	on sector	on market	
Date		Headline	Download
2024/06/21		Global Equity Ratings	
2024/06/21		Aktienempfehlungen Global	
2024/06/14		Global Equity Ratings	
2024/06/14		Aktienempfehlungen Global	
2024/05/29		Global Equity Ratings	