

JPMORGAN CHASE & CO. FUTURE (JPMF) - EUX/202612

2024/06/26 18:33:06

Price
209.3857 USD
 Difference  -0.84% (-1.78)

General attributes

Symbol	JPMFZ26
Exchange	Eurex
Currency	USD
Security type	Future
Underlying	JPMORGAN CHASE & CO
Maturity	12-2026
Contract size	100

Market data

Bid (Bid size)	- USD (-)
Ask (Ask size)	- USD (-)
Open	209.3857 USD
High	209.3857 USD
Low	209.3857 USD
Close (prev. day)	211.1675 USD
Underlying	JPMORGAN CHASE & CO
Underlying price (date)	197.11 (24/06/26)
Settlement price (date)	209.39 (24/06/26)
Open Interest	0

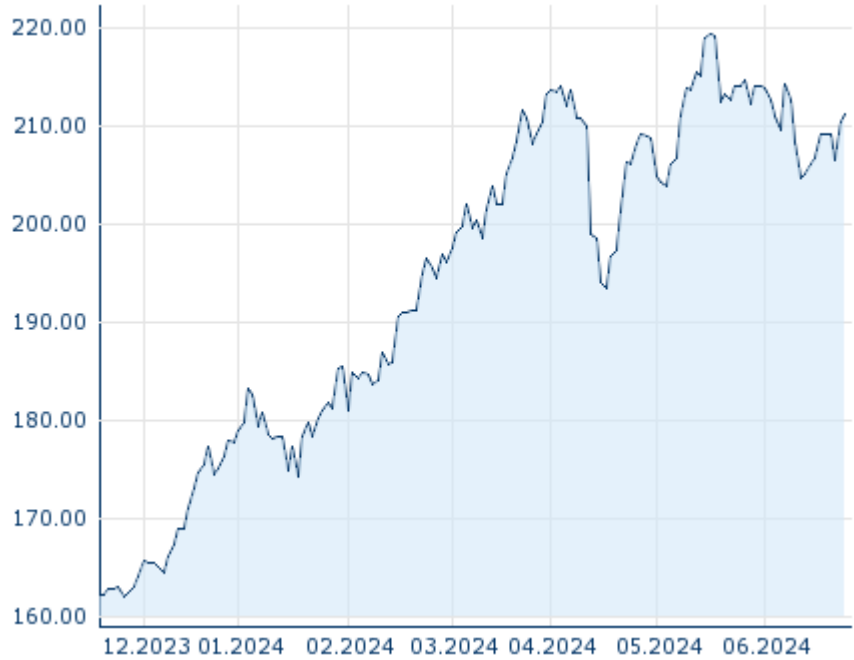
Performance and Risk

	6m	1y	3y
Perf (%)	+20.65%	-	-
Perf (abs.)	+36.14	-	-
Beta	-	-	-
Volatility	19.17	-	-

Futures and Options

Related Futures	-
Related Options	-

5y












Information about previous performance does not guarantee future performance.
 Source: FactSet

Price data

Ø price 5 days Ø volume 5 days (pcs.)	209.3323 USD (0)
Ø price 30 days Ø volume 30 days (pcs.)	211.8818 USD (0)
Ø price 100 days Ø volume 100 days (pcs.)	204.4848 USD (0)
Ø price 250 days Ø volume 250 days (pcs.)	- USD (-)
YTD High date	219.4108 USD (2024/05/17)
YTD Low date	174.2120 USD (2024/01/18)
52 Weeks High date	- USD (-)
52 Weeks Low date	- USD (-)

Recent Research

on underlying	on sector	on market	
Date		Headline	Download
2024/06/21		Global Equity Ratings	
2024/06/21		Aktienempfehlungen Global	
2024/06/14		Global Equity Ratings	
2024/06/14		Aktienempfehlungen Global	
2024/05/29		Global Equity Ratings	