

# GILEAD SCIENCES INC. FUTURE (GILF) - EUX/202612

2024/08/14 18:36:33

**Price**  
73.0997 USD

**Difference**  -0.21% (-0.15)

### General attributes

Symbol	GILFZ26
Exchange	Eurex
Currency	USD
Security type	Future
Underlying	GILEAD SCIENCES INC.
Maturity	12-2026
Contract size	100

### Market data

Bid (Bid size)	- USD (-)
Ask (Ask size)	- USD (-)
Open	73.0997 USD
High	73.0997 USD
Low	73.0997 USD
Close (prev. day)	73.2518 USD
Underlying	GILEAD SCIENCES INC.
Underlying price (date)	74.14 (24/08/14)
Settlement price (date)	73.10 (24/08/14)
Open Interest	0

### Performance and Risk

	6m	1y	3y
Perf (%)	-0.66%	-	-
Perf (abs.)	-0.49	-	-
Beta	-	-	-
Volatility	24.98	-	-

### Futures and Options

Related Futures	-
Related Options	-












Information about previous performance does not guarantee future performance.  
Source: FactSet

### Price data

Ø price 5 days   Ø volume 5 days (pcs.)	73.2370 USD (0)
Ø price 30 days   Ø volume 30 days (pcs.)	72.8444 USD (0)
Ø price 100 days   Ø volume 100 days (pcs.)	68.8752 USD (0)
Ø price 250 days   Ø volume 250 days (pcs.)	- USD (-)
YTD High   date	88.7524 USD (2024/01/19)
YTD Low   date	62.6438 USD (2024/05/31)
52 Weeks High   date	- USD (-)
52 Weeks Low   date	- USD (-)

### Recent Research

on underlying	on sector	on market	
Date		Headline	Download
2024/08/12		Global Equity Ratings	
2024/08/12		Aktienempfehlungen Global	
2024/07/24		Global Equity Ratings	
2024/07/24		Aktienempfehlungen Global	
2024/07/15		Aktienempfehlungen Global	