

GILEAD SCIENCES INC. FUTURE (GILF) - EUX/202612

2024/07/18 18:34:00

Price
74.6541 USD
 Difference  3.14% (2.27)

General attributes

Symbol GILFZ26
Exchange Eurex
Currency USD
Security type Future
Underlying GILEAD SCIENCES INC.
Maturity 12-2026
Contract size 100

Market data

Bid (Bid size) - USD (-)
Ask (Ask size) - USD (-)
Open 74.6541 USD
High 74.6541 USD
Low 74.6541 USD
Close (prev. day) 72.3819 USD
Underlying GILEAD SCIENCES INC.
Underlying price (date) 73.51 (24/07/18)
Settlement price (date) 74.65 (24/07/18)
Open Interest 0

Performance and Risk

	6m	1y	3y
Perf (%)	-14.45%	-	-
Perf (abs.)	-12.60	-	-
Beta	-	-	-
Volatility	28.36	-	-

Futures and Options

Related Futures -
Related Options -












Information about previous performance does not guarantee future performance.
 Source: FactSet

Price data

Ø price 5 days Ø volume 5 days (pcs.)	72.0781 USD (0)
Ø price 30 days Ø volume 30 days (pcs.)	67.8713 USD (0)
Ø price 100 days Ø volume 100 days (pcs.)	68.7467 USD (0)
Ø price 250 days Ø volume 250 days (pcs.)	- USD (-)
YTD High date	88.7524 USD (2024/01/19)
YTD Low date	62.6438 USD (2024/05/31)
52 Weeks High date	- USD (-)
52 Weeks Low date	- USD (-)

Recent Research

on underlying	on sector	on market	
Date		Headline	Download
2024/07/15		Aktienempfehlungen Global	
2024/07/12		Global Equity Ratings	
2024/06/21		Global Equity Ratings	
2024/06/21		Aktienempfehlungen Global	
2024/06/14		Global Equity Ratings	