

BANK OF AMERICA CORP. FUTURE (BACF) - EUX/202612

2024/09/16 18:46:35

Price
40.0787 USD
 Difference  0.55% (0.22)

General attributes

Symbol BACFZ26
Exchange Eurex
Currency USD
Security type Future
Underlying BANK OF AMERICA CORP.
Maturity 12-2026
Contract size 100

Market data

Bid (Bid size) - USD (-)
Ask (Ask size) - USD (-)
Open 40.0787 USD
High 40.0787 USD
Low 40.0787 USD
Close (prev. day) 39.8582 USD
Underlying BANK OF AMERICA CORP.
Underlying price (date) 39.10 (24/09/16)
Settlement price (date) 40.08 (24/09/16)
Open Interest 0

Performance and Risk

	6m	1y	3y
Perf (%)	+5.18%	-	-
Perf (abs.)	+1.97	-	-
Beta	-	-	-
Volatility	24.95	-	-

Futures and Options

Related Futures -
Related Options -












Information about previous performance does not guarantee future performance.
 Source: FactSet

Price data

Ø price 5 days Ø volume 5 days (pcs.)	39.9276 USD (0)
Ø price 30 days Ø volume 30 days (pcs.)	40.5405 USD (0)
Ø price 100 days Ø volume 100 days (pcs.)	41.8296 USD (0)
Ø price 250 days Ø volume 250 days (pcs.)	- USD (-)
YTD High date	46.9623 USD (2024/07/17)
YTD Low date	32.8197 USD (2024/01/18)
52 Weeks High date	- USD (-)
52 Weeks Low date	- USD (-)

Recent Research

on underlying on sector on market			
Date		Headline	Download
2024/09/11		Global Equity Ratings	
2024/09/11		Aktienempfehlungen Global	
2024/09/05		Global Equity Ratings	
2024/09/05		Aktienempfehlungen Global	
2024/08/12		Global Equity Ratings	