

BANK OF AMERICA CORP. FUTURE (BACF) - EUX/202612

2024/07/26 18:34:54

Price
43.8932 USD
Difference  **-1.27% (-0.56)**

General attributes

Symbol BACFZ26
Exchange Eurex
Currency USD
Security type Future
Underlying BANK OF AMERICA CORP.
Maturity 12-2026
Contract size 100

Market data

Bid (Bid size) - USD (-)
Ask (Ask size) - USD (-)
Open 43.8932 USD
High 43.8932 USD
Low 43.8932 USD
Close (prev. day) 44.4577 USD
Underlying BANK OF AMERICA CORP.
Underlying price (date) 41.67 (24/07/26)
Settlement price (date) 43.89 (24/07/26)
Open Interest 0

Performance and Risk

	6m	1y	3y
Perf (%)	+25.37%	-	-
Perf (abs.)	+8.88	-	-
Beta	-	-	-
Volatility	23.25	-	-

Futures and Options

Related Futures -
Related Options -

5y












Information about previous performance does not guarantee future performance.
 Source: FactSet

Price data

Ø price 5 days Ø volume 5 days (pcs.)	44.6962 USD (0)
Ø price 30 days Ø volume 30 days (pcs.)	43.6583 USD (0)
Ø price 100 days Ø volume 100 days (pcs.)	41.2484 USD (0)
Ø price 250 days Ø volume 250 days (pcs.)	- USD (-)
YTD High date	46.9623 USD (2024/07/17)
YTD Low date	32.8197 USD (2024/01/18)
52 Weeks High date	- USD (-)
52 Weeks Low date	- USD (-)

Recent Research

on underlying	on sector	on market	
Date		Headline	Download
2024/07/24		Global Equity Ratings	
2024/07/24		Aktienempfehlungen Global	
2024/07/15		Aktienempfehlungen Global	
2024/07/12		Global Equity Ratings	
2024/06/21		Global Equity Ratings	