

WALMART INC. FUTURE (WMTF) - EUX/202612

2024/07/26 18:36:07

Price
75.2837 USD
 Difference  -0.79% (-0.60)

General attributes

Symbol	WMTFZ26
Exchange	Eurex
Currency	USD
Security type	Future
Underlying	WALMART INC.
Maturity	12-2026
Contract size	100

Market data

Bid (Bid size)	- USD (-)
Ask (Ask size)	- USD (-)
Open	75.2837 USD
High	75.2837 USD
Low	75.2837 USD
Close (prev. day)	75.8865 USD
Underlying	WALMART INC.
Underlying price (date)	69.78 (24/07/26)
Settlement price (date)	75.28 (24/07/26)
Open Interest	0

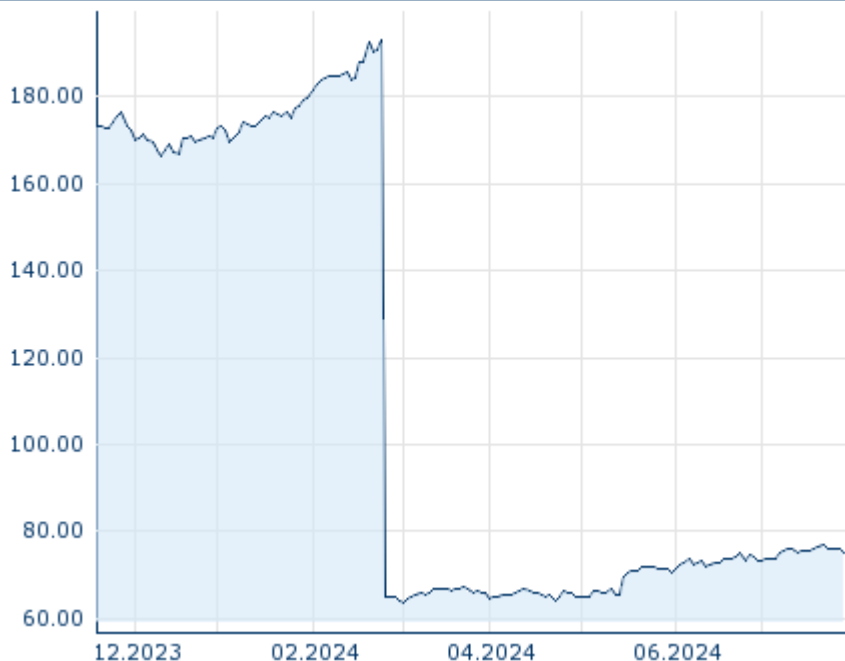
Performance and Risk

	6m	1y	3y
Perf (%)	-57.54%	-	-
Perf (abs.)	-102.01	-	-
Beta	-	-	-
Volatility	156.14	-	-

Futures and Options

Related Futures	-
Related Options	-

5y












Information about previous performance does not guarantee future performance.
 Source: FactSet

Price data

Ø price 5 days Ø volume 5 days (pcs.)	75.9289 USD (0)
Ø price 30 days Ø volume 30 days (pcs.)	74.9712 USD (0)
Ø price 100 days Ø volume 100 days (pcs.)	69.9467 USD (0)
Ø price 250 days Ø volume 250 days (pcs.)	- USD (-)
YTD High date	192.9278 USD (2024/02/23)
YTD Low date	63.6806 USD (2024/03/01)
52 Weeks High date	- USD (-)
52 Weeks Low date	- USD (-)

Recent Research

on underlying	on sector	on market	
Date		Headline	Download
2024/07/24		Global Equity Ratings	
2024/07/24		Aktienempfehlungen Global	
2024/07/15		Aktienempfehlungen Global	
2024/07/12		Global Equity Ratings	
2024/06/21		Equity Weekly	