

# WALMART INC. FUTURE (WMTF) - EUX/202612

2024/05/31 18:43:42

**Price**  
**70.6973** USD  
 Difference  -1.06% (-0.76)

**General attributes**

Symbol	WMTFZ26
Exchange	Eurex
Currency	USD
Security type	Future
Underlying	WALMART INC.
Maturity	12-2026
Contract size	100

**Market data**

Bid (Bid size)	- USD (-)
Ask (Ask size)	- USD (-)
Open	70.6973 USD
High	70.6973 USD
Low	70.6973 USD
Close (prev. day)	71.4543 USD
Underlying	WALMART INC.
Underlying price (date)	65.76 (24/05/31)
Settlement price (date)	70.70 (24/05/31)
Open Interest	0

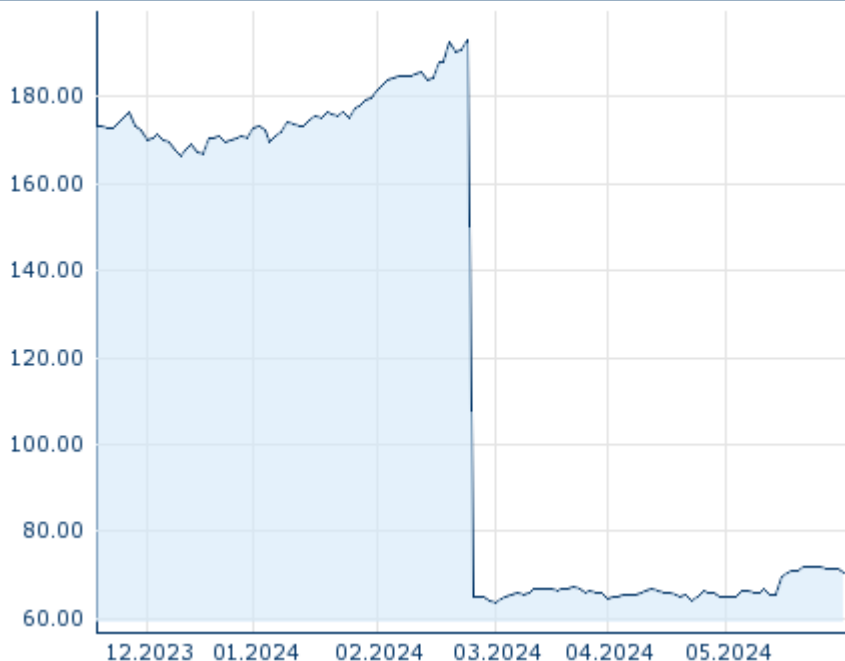
**Performance and Risk**

	6m	1y	3y
Perf (%)	-59.01%	-	-
Perf (abs.)	-101.76	-	-
Beta	-	-	-
Volatility	157.32	-	-

**Futures and Options**

Related Futures	-
Related Options	-

5y












Information about previous performance does not guarantee future performance.  
 Source: FactSet

**Price data**

Ø price 5 days   Ø volume 5 days (pcs.)	71.4795 USD (0)
Ø price 30 days   Ø volume 30 days (pcs.)	67.8721 USD (0)
Ø price 100 days   Ø volume 100 days (pcs.)	104.5048 USD (0)
Ø price 250 days   Ø volume 250 days (pcs.)	- USD (-)
YTD High   date	192.9278 USD (2024/02/23)
YTD Low   date	63.6806 USD (2024/03/01)
52 Weeks High   date	- USD (-)
52 Weeks Low   date	- USD (-)

**Recent Research**

on underlying	on sector	on market	
Date		Headline	Download
2024/05/29		Global Equity Ratings	
2024/05/29		Aktienempfehlungen Global	
2024/04/26		Global Equity Ratings	
2024/04/26		Aktienempfehlungen Global	
2024/04/03		Global Equity Ratings	