

WALMART INC. FUTURE (WMTF) - EUX/202612

2024/04/30 18:40:11

Price
65.1616 USD
 Difference  -1.34% (-0.88)

General attributes

Symbol	WMTFZ26
Exchange	Eurex
Currency	USD
Security type	Future
Underlying	WALMART INC.
Maturity	12-2026
Contract size	100

Market data

Bid (Bid size)	- USD (-)
Ask (Ask size)	- USD (-)
Open	65.1616 USD
High	65.1616 USD
Low	65.1616 USD
Close (prev. day)	66.0455 USD
Underlying	WALMART INC.
Underlying price (date)	59.09 (24/05/01)
Settlement price (date)	65.16 (24/04/30)
Open Interest	0

Performance and Risk

	6m	1y	3y
Perf (%)	-	-	-
Perf (abs.)	-	-	-
Beta	-	-	-
Volatility	-	-	-

Futures and Options

Related Futures	-
Related Options	-

5y












Information about previous performance does not guarantee future performance.
 Source: FactSet

Price data

Ø price 5 days Ø volume 5 days (pcs.)	65.7477 USD (0)
Ø price 30 days Ø volume 30 days (pcs.)	65.8884 USD (0)
Ø price 100 days Ø volume 100 days (pcs.)	126.7562 USD (0)
Ø price 250 days Ø volume 250 days (pcs.)	- USD (-)
YTD High date	192.9278 USD (2024/02/23)
YTD Low date	63.6806 USD (2024/03/01)
52 Weeks High date	- USD (-)
52 Weeks Low date	- USD (-)

Recent Research

on underlying	on sector	on market	
Date		Headline	Download
2024/04/26		Global Equity Ratings	
2024/04/26		Aktienempfehlungen Global	
2024/04/03		Global Equity Ratings	
2024/04/03		Aktienempfehlungen Global	
2024/03/13		Global Equity Ratings	