

# AMGEN INC. FUTURE (AMGF) - EUX/202612

2024/07/16 18:49:50

**Price**  
**343.8819** USD  
 Difference  0.54% (1.85)

**General attributes**

Symbol	AMGFZ26
Exchange	Eurex
Currency	USD
Security type	Future
Underlying	AMGEN INC.
Maturity	12-2026
Contract size	100

**Market data**

Bid (Bid size)	- USD (-)
Ask (Ask size)	- USD (-)
Open	343.8819 USD
High	343.8819 USD
Low	343.8819 USD
Close (prev. day)	342.0342 USD
Underlying	AMGEN INC.
Underlying price (date)	333.14 (24/07/16)
Settlement price (date)	343.88 (24/07/16)
Open Interest	0

**Performance and Risk**

	6m	1y	3y
Perf (%)	+8.50%	-	-
Perf (abs.)	+26.94	-	-
Beta	-	-	-
Volatility	31.19	-	-

**Futures and Options**

Related Futures	-
Related Options	-

5y












Information about previous performance does not guarantee future performance.  
 Source: FactSet

**Price data**

Ø price 5 days   Ø volume 5 days (pcs.)	340.0905 USD (0)
Ø price 30 days   Ø volume 30 days (pcs.)	323.5861 USD (0)
Ø price 100 days   Ø volume 100 days (pcs.)	304.8040 USD (0)
Ø price 250 days   Ø volume 250 days (pcs.)	- USD (-)
YTD High   date	343.9322 USD (2024/07/12)
YTD Low   date	272.3767 USD (2024/04/17)
52 Weeks High   date	- USD (-)
52 Weeks Low   date	- USD (-)

**Recent Research**

on underlying	on sector	on market	
Date		Headline	Download
2024/07/15		Aktienempfehlungen Global	
2024/07/12		Global Equity Ratings	
2024/06/21		Global Equity Ratings	
2024/06/21		Aktienempfehlungen Global	
2024/06/14		Global Equity Ratings	