

BP PLC FUTURE (BPF) - EUX/202612

2024/05/14 18:47:39

Price
492.2015 GBP

Difference  **-0.65% (-3.23)**

General attributes

Symbol	BPFZ26
Exchange	Eurex
Currency	GBP
Security type	Future
Underlying	BP PLC
Maturity	12-2026
Contract size	1,000

Market data

Bid (Bid size)	- GBP (-)
Ask (Ask size)	- GBP (-)
Open	492.2015 GBP
High	492.2015 GBP
Low	492.2015 GBP
Close (prev. day)	495.4311 GBP
Underlying	BP PLC
Underlying price (date)	502.30 (24/05/14)
Settlement price (date)	492.20 (24/05/14)
Open Interest	0

Performance and Risk

	6m	1y	3y
Perf (%)	-	-	-
Perf (abs.)	-	-	-
Beta	-	-	-
Volatility	-	-	-

Futures and Options

Related Futures	-
Related Options	-












Information about previous performance does not guarantee future performance.
Source: FactSet

Price data

Ø price 5 days Ø volume 5 days (pcs.)	494.3958 GBP (0)
Ø price 30 days Ø volume 30 days (pcs.)	508.5881 GBP (0)
Ø price 100 days Ø volume 100 days (pcs.)	471.3481 GBP (0)
Ø price 250 days Ø volume 250 days (pcs.)	- GBP (-)
YTD High date	536.3244 GBP (2024/04/12)
YTD Low date	421.6173 GBP (2024/01/18)
52 Weeks High date	- GBP (-)
52 Weeks Low date	- GBP (-)

Recent Research

on underlying		on sector	
Date		Headline	Download
2024/04/26		Global Equity Ratings	
2024/04/26		Aktienempfehlungen Global	
2024/04/03		Global Equity Ratings	
2024/04/03		Aktienempfehlungen Global	
2024/03/13		Global Equity Ratings	