

BP PLC FUTURE (BPF) - EUX/202612

2024/04/30 18:39:02

Price
516.4463 GBP
Difference  **-0.49% (-2.53)**

General attributes

Symbol	BPFZ26
Exchange	Eurex
Currency	GBP
Security type	Future
Underlying	BP PLC
Maturity	12-2026
Contract size	1,000

Market data

Bid (Bid size)	- GBP (-)
Ask (Ask size)	- GBP (-)
Open	516.4463 GBP
High	516.4463 GBP
Low	516.4463 GBP
Close (prev. day)	518.9721 GBP
Underlying	BP PLC
Underlying price (date)	520.40 (24/04/30)
Settlement price (date)	516.45 (24/04/30)
Open Interest	0

Performance and Risk

	6m	1y	3y
Perf (%)	-	-	-
Perf (abs.)	-	-	-
Beta	-	-	-
Volatility	-	-	-

Futures and Options

Related Futures	-
Related Options	-

5y












Information about previous performance does not guarantee future performance.
 Source: FactSet

Price data

Ø price 5 days Ø volume 5 days (pcs.)	520.4393 GBP (0)
Ø price 30 days Ø volume 30 days (pcs.)	505.5374 GBP (0)
Ø price 100 days Ø volume 100 days (pcs.)	469.4476 GBP (0)
Ø price 250 days Ø volume 250 days (pcs.)	- GBP (-)
YTD High date	536.3244 GBP (2024/04/12)
YTD Low date	421.6173 GBP (2024/01/18)
52 Weeks High date	- GBP (-)
52 Weeks Low date	- GBP (-)

Recent Research

on underlying		on sector	
Date	Headline	Download	
2024/04/26	 Global Equity Ratings		
2024/04/26	 Aktienempfehlungen Global		
2024/04/03	 Global Equity Ratings		
2024/04/03	 Aktienempfehlungen Global		
2024/03/13	 Global Equity Ratings	