

LILLY & CO., ELI FUTURE (LLYF) - EUX/202612

2024/07/26 18:35:32

Price
893.7886 USD

Difference  -2.15% (-19.59)

General attributes

Symbol	LLYFZ26
Exchange	Eurex
Currency	USD
Security type	Future
Underlying	ELI LILLY AND COMPANY
Maturity	12-2026
Contract size	100

Market data

Bid (Bid size)	- USD (-)
Ask (Ask size)	- USD (-)
Open	893.7886 USD
High	893.7886 USD
Low	893.7886 USD
Close (prev. day)	913.3832 USD
Underlying	ELI LILLY AND COMPANY
Underlying price (date)	804.62 (24/07/26)
Settlement price (date)	893.79 (24/07/26)
Open Interest	0

Performance and Risk

	6m	1y	3y
Perf (%)	+26.34%	-	-
Perf (abs.)	+186.32	-	-
Beta	-	-	-
Volatility	31.59	-	-

Futures and Options

Related Futures	-
Related Options	-

5y












Information about previous performance does not guarantee future performance.
Source: FactSet

Price data

Ø price 5 days Ø volume 5 days (pcs.)	933.4762 USD (0)
Ø price 30 days Ø volume 30 days (pcs.)	992.4727 USD (0)
Ø price 100 days Ø volume 100 days (pcs.)	909.1059 USD (0)
Ø price 250 days Ø volume 250 days (pcs.)	- USD (-)
YTD High date	1,048.3272 USD (2024/07/15)
YTD Low date	647.8672 USD (2024/01/02)
52 Weeks High date	- USD (-)
52 Weeks Low date	- USD (-)

Recent Research

on underlying	on sector	on market	
Date		Headline	Download
2024/07/24		Global Equity Ratings	
2024/07/24		Aktienempfehlungen Global	
2024/07/15		Aktienempfehlungen Global	
2024/07/12		Global Equity Ratings	
2024/06/21		Global Equity Ratings	