

## INTEL CORP. FUTURE (INTF) - EUX/202612

2024/05/03 18:32:59

Price  
33.5773 USDDifference  1.30% (0.43)

## General attributes

Symbol	INTFZ26
Exchange	Eurex
Currency	USD
Security type	Future
Underlying	INTEL CORP.
Maturity	12-2026
Contract size	100

## Market data

Bid (Bid size)	- USD (-)
Ask (Ask size)	- USD (-)
Open	33.5773 USD
High	33.5773 USD
Low	33.5773 USD
Close (prev. day)	33.1459 USD
Underlying	INTEL CORP.
Underlying price (date)	31.085 (24/05/06)
Settlement price (date)	33.58 (24/05/03)
Open Interest	0

## Performance and Risk

	6m	1y	3y
Perf (%)	-	-	-
Perf (abs.)	-	-	-
Beta	-	-	-
Volatility	-	-	-

## Futures and Options

Related Futures	-
Related Options	-












Information about previous performance does not guarantee future performance.  
Source: FactSet

## Price data

Ø price 5 days   Ø volume 5 days (pcs.)	33.7079 USD (0)
Ø price 30 days   Ø volume 30 days (pcs.)	40.8775 USD (0)
Ø price 100 days   Ø volume 100 days (pcs.)	47.0358 USD (0)
Ø price 250 days   Ø volume 250 days (pcs.)	- USD (-)
YTD High   date	54.8645 USD (2024/01/25)
YTD Low   date	33.1459 USD (2024/05/02)
52 Weeks High   date	- USD (-)
52 Weeks Low   date	- USD (-)

## Recent Research

	on underlying	on sector	on market	
Date			Headline	Download
2024/04/26			Global Equity Ratings	
2024/04/26			Aktienempfehlungen Global	
2024/04/03			Global Equity Ratings	
2024/04/03			Aktienempfehlungen Global	
2024/03/13			Global Equity Ratings	