

HENKEL AG & CO.KGAA VORZUGS. FUTURE (HENG) - EUX/202612

2024/07/16 18:50:30

Price
85.2903 EUR

Difference  **-0.03% (-0.03)**

General attributes

Symbol	HENGZ26
Exchange	Eurex
Currency	EUR
Security type	Future
Underlying	HENKEL AG & CO KGAA VZ
Maturity	12-2026
Contract size	100

Market data

Bid (Bid size)	- EUR (-)
Ask (Ask size)	- EUR (-)
Open	85.2903 EUR
High	85.2903 EUR
Low	85.2903 EUR
Close (prev. day)	85.3191 EUR
Underlying	HENKEL AG & CO KGAA VZ
Underlying price (date)	81.46 (24/07/16)
Settlement price (date)	85.29 (24/07/16)
Open Interest	0

Performance and Risk

	6m	1y	3y
Perf (%)	+13.41%	-	-
Perf (abs.)	+10.09	-	-
Beta	-	-	-
Volatility	18.63	-	-

Futures and Options

Related Futures	-
Related Options	-












Information about previous performance does not guarantee future performance.
Source: FactSet

Price data

Ø price 5 days Ø volume 5 days (pcs.)	85.4575 EUR (0)
Ø price 30 days Ø volume 30 days (pcs.)	87.1110 EUR (0)
Ø price 100 days Ø volume 100 days (pcs.)	80.7873 EUR (0)
Ø price 250 days Ø volume 250 days (pcs.)	- EUR (-)
YTD High date	89.7034 EUR (2024/06/12)
YTD Low date	70.3151 EUR (2024/03/04)
52 Weeks High date	- EUR (-)
52 Weeks Low date	- EUR (-)

Recent Research

on underlying	on sector	on market	
Date		Headline	Download
2022/05/04		Global Equity Ratings	
2022/05/04		Aktienempfehlungen Global	
2022/04/27		Global Equity Ratings	
2022/04/27		Aktienempfehlungen Global	
2022/04/14		Global Equity Ratings	