


HENKEL AG & CO.KGAA VORZUGS. FUTURE (HENG) - EUX/202612

2024/06/03 18:34:59

Price
86.3725 EUR

Difference  **-0.90% (-0.78)**

General attributes

Symbol	HENGZ26
Exchange	Eurex
Currency	EUR
Security type	Future
Underlying	HENKEL AG & CO KGAA VZ
Maturity	12-2026
Contract size	100

Market data

Bid (Bid size)	- EUR (-)
Ask (Ask size)	- EUR (-)
Open	86.3725 EUR
High	86.3725 EUR
Low	86.3725 EUR
Close (prev. day)	87.1533 EUR
Underlying	HENKEL AG & CO KGAA VZ
Underlying price (date)	82.88 (24/06/04)
Settlement price (date)	86.37 (24/06/03)
Open Interest	0

Performance and Risk

	6m	1y	3y
Perf (%)	+15.03%	-	-
Perf (abs.)	+11.29	-	-
Beta	-	-	-
Volatility	18.18	-	-

Futures and Options

Related Futures	-
Related Options	-












Information about previous performance does not guarantee future performance.
 Source: FactSet

Price data

Ø price 5 days Ø volume 5 days (pcs.)	86.6203 EUR (0)
Ø price 30 days Ø volume 30 days (pcs.)	83.8071 EUR (0)
Ø price 100 days Ø volume 100 days (pcs.)	76.5443 EUR (0)
Ø price 250 days Ø volume 250 days (pcs.)	- EUR (-)
YTD High date	88.6116 EUR (2024/05/20)
YTD Low date	70.3151 EUR (2024/03/04)
52 Weeks High date	- EUR (-)
52 Weeks Low date	- EUR (-)

Recent Research

on underlying on sector on market			
Date		Headline	Download
2022/05/04		Global Equity Ratings	
2022/05/04		Aktienempfehlungen Global	
2022/04/27		Global Equity Ratings	
2022/04/27		Aktienempfehlungen Global	
2022/04/14		Global Equity Ratings	