

ACERINOX SA (CE FAB.ACERO IN.) FUTURE (ACEF) - EUX/202612

2024/07/16 18:49:46

Price
9.6567 EUR
 Difference  -0.84% (-0.08)

General attributes

Symbol	ACEFZ26
Exchange	Eurex
Currency	EUR
Security type	Future
Underlying	ACERINOX SA
Maturity	12-2026
Contract size	100

Market data

Bid (Bid size)	- EUR (-)
Ask (Ask size)	- EUR (-)
Open	9.6567 EUR
High	9.6567 EUR
Low	9.6567 EUR
Close (prev. day)	9.7389 EUR
Underlying	ACERINOX SA
Underlying price (date)	9.885 (24/07/16)
Settlement price (date)	9.66 (24/07/16)
Open Interest	0

Performance and Risk

	6m	1y	3y
Perf (%)	+1.15%	-	-
Perf (abs.)	+0.11	-	-
Beta	-	-	-
Volatility	24.67	-	-

Futures and Options

Related Futures	-
Related Options	-







Information about previous performance does not guarantee future performance.
 Source: FactSet

Price data

Ø price 5 days Ø volume 5 days (pcs.)	9.6975 EUR (0)
Ø price 30 days Ø volume 30 days (pcs.)	9.6227 EUR (0)
Ø price 100 days Ø volume 100 days (pcs.)	9.7129 EUR (0)
Ø price 250 days Ø volume 250 days (pcs.)	- EUR (-)
YTD High date	10.3753 EUR (2024/05/16)
YTD Low date	8.9887 EUR (2024/03/15)
52 Weeks High date	- EUR (-)
52 Weeks Low date	- EUR (-)

Recent Research

Date	on sector	on market	Headline	Download
2024/07/15			Aktienempfehlungen Global	
2024/07/12			Global Equity Ratings	
2024/07/09			Aktienempfehlungen Österreich	
2024/06/24			Aktienempfehlungen Österreich	
2024/06/21			Global Equity Ratings	